



Foam equipment

Eductors.....	250	Mobile foam units	279
Eductors - Accessories	261	POK Foam "QST" hand nozzles	281
High volume eductor.....	263	Powder-foam hand nozzles	284
Pre-mixing eductors.....	264	Powder injectors.....	285
Low expansion foam hand nozzles	265	Powder hand nozzles.....	285
Low expansion foam hand nozzles	269	Portable high expansion foam generators.....	286
Low expansion foam hand nozzles	270	Fixed high expansion foam generators.....	289
Dual foam expansion hand nozzles.....	273	Foam chambers.....	290
Medium expansion foam hand nozzles.....	274	Foam spillways.....	291
Medium expansion foam hand nozzles.....	277	Counter-thrust generators	292
Portable foam units.....	278	Foam generator head	293

Our range of eductors is either made of, new primary heat treated aluminium alloy with polyester coating or hard anodising, in bronze, in stainless steel, or in bronze and stainless steel, making them well adapted for use in a corrosive environment.

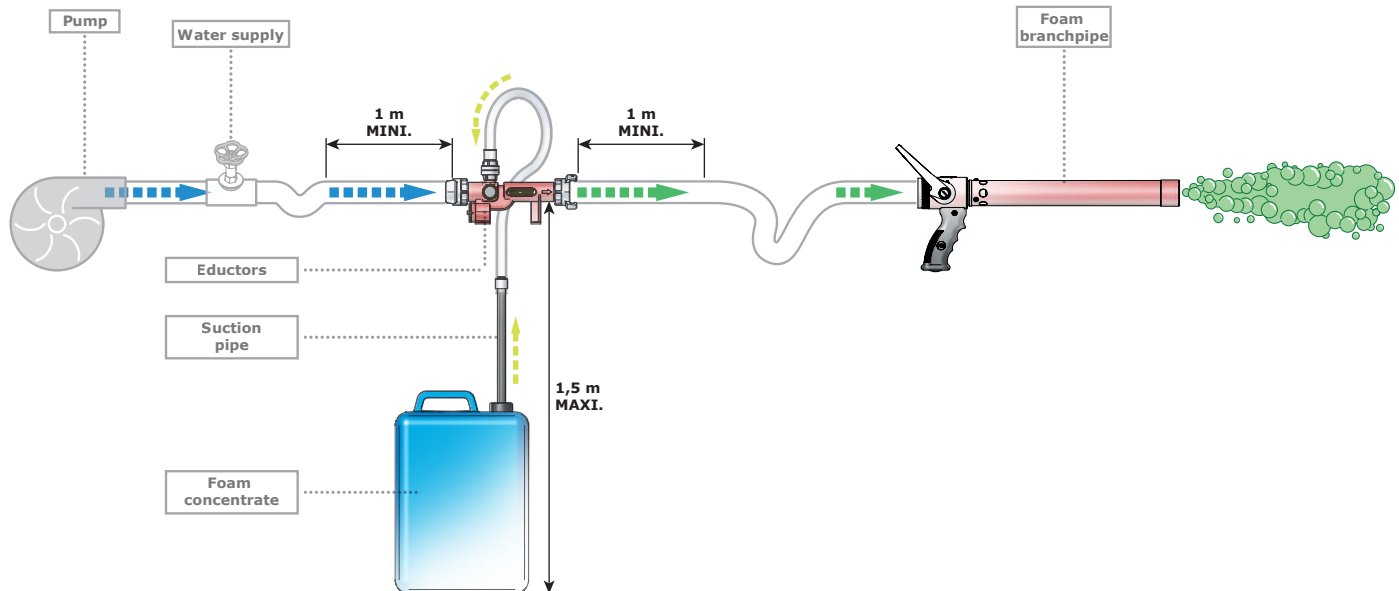
All our eductors are equipped with couplings in compliance with international standards:




The foam eductors operate according to the Venturi principle and use the depression created by the water flow to suck out a specific quantity of emulsifier. Most of the types of eductors therefore are to be installed between the water supply and the foam production equipment, according to the schematic below.

The equipments performance depends on the attention given to the specific recommendations for each reference.

The eductor should be positioned in such a way that after integration in the system, the hoses/pipes have a straight section of about 1 meter on both sides of the eductor. It is necessary to use an eductor adapted to the foam equipment, to take into account the pressure losses in the hoses/pipes and to provide a sufficiently powerful pump to get the reference pressure at the inlet of the eductor as well as at the inlet of the foam equipment. The pressure loss, or the differential pressure, between the inlet and outlet of the eductor, is 35 or 40%, depending on the model. The pressure loss in the hose/pipe connecting the eductor to the monitor/handnozzle must be calculated in depending on the length and the diameter of the hose/pipe used.

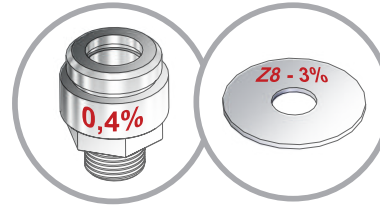


Mobile hose reels for P.I.L. hose folding DN70




"ULTRA-FOAM" eductors without bypass, with calibrated diaphragm

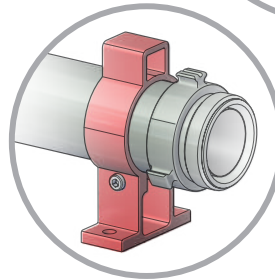
Compatibility
Equipment can be delivered with
NST/NH (NFPA 1963),
BSP (ISO R 228)
threading
or standardised couplings



Supplied by default alongside the eductors, calibrated diaphragms allow a precise foam concentrate percentage dosage while having a non-return clapper function. The suction percentages are: 0,4%, 1%, 3% or 6% depending on requirements.



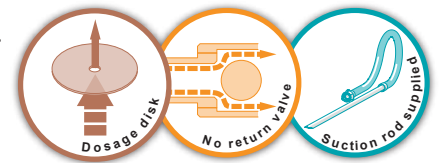
Additionally, eductors can be equipped with dosing valve instead of a calibrated diaphragm, allowing to change the suction settings during use, with non-return clapper valve



Optionally, fixed mounts for 2.5" eductors

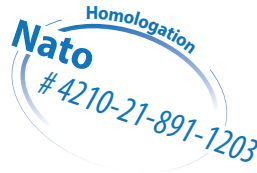
Maximum working pressure: PN16
Material: aluminium alloy
Surface treatment: hard anodisation
Body type : profile
Non-return clapper function: yes
Pressure loss: 40%
Supplied with suction rod: yes
Options: dosing valve, fixed mount

Our range of "ULTRA-FOAM" eductors without bypass is made of anodised aluminium alloy. Easy to use, the dosage is set through calibrated diaphragms (0.4%, 1%, 3% and 6% or 0.4%, 1% and 3%) with non-return clapper function. The pressure loss is 40%. Our ultra-foam eductors can be dismantled with ease allowing for easy maintenance. Our range of eductors offers flow rates from 35 to 750 lpm, as well as various possible connections: BSP, NST-NH, or standardised couplings. Every product is provided with a hose with suction rod.



Inlet	Outlet	Suction percentage adjustment	Flow rate / Working pressure				Dimensions (mm)	Weight (kg)	Ref.
			LPM	Bar	GPM	(PSI)			
1" female NST-NH	1" male NST-NH	0,4%, 1%, 3%, 6%	35	10	10	200	151 x 62 x 88	0.7	13117
1" female NST-NH	1" male NST-NH	0,4%, 1%, 3%, 6%	75	10	20	200	151 x 62 x 88	0.7	12096
Storz D/25	Storz D/25	1%, 3%, 6%	100	10	30	200	183 x 60 x 114	0.8	34833
1" female NST-NH	1" male NST-NH	0,4%, 1%, 3%, 6%	150	10	40	200	151 x 62 x 88	0.7	13118
1.5" female NST-NH	1.5" male NST-NH	0,4%, 1%, 3%, 6%	200	10	60	200	205 x 78 x 98	1.3	12094
1.5" female NST-NH	1.5" male NST-NH	0,4%, 1%, 3%	300	10	95	200	205 x 78 x 98	1.3	13119
1.5" female NST-NH	1.5" male NST-NH	0,4%, 1%, 3%	400	10	125	200	205 x 78 x 98	1.3	13120
2.5" female NST-NH	2.5" male NST-NH	0,4%, 1%, 3%, 6%	750	10	200	200	422 x 107 x 142	3.2	25702

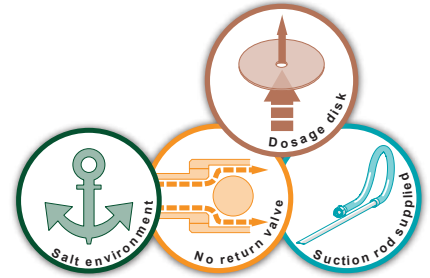
"ULTRA-FOAM" bronze eductors without bypass, with calibrated diaphragms



Maximum working pressure: PN16
 Material: bronze
 Surface treatment: raw
 Non-return clapper function: yes
 Supplied with suction rod: yes

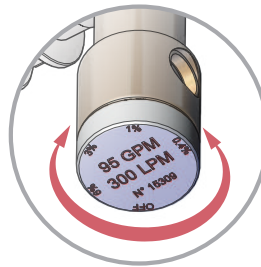
**Equips the "US Coast Guards"
 Equips the Canadian Navy**

These "ULTRA-FOAM" eductors without bypass are made entirely in bronze for use in a saline environment. The dosage regulation is done by calibrated diaphragms acting as non-return clappers. Our ultra-foam eductors can be dismantled with ease allowing for easy maintenance. Every product is provided with a hose with suction rod.



Inlet	Outlet	Flow rate / Working pressure				Dimensions (mm)	Weight (kg)	Ref.
		LPM	Bar	GPM	(PSI)			
1.5" female NPSH	1.5" male NPSH			60	200	290 x 62 x 128	2.4	21867
1.5" female NPSH	1.5" male NPSH			90	200	290 x 62 x 128	2.4	21871

"ULTRA-FOAM" bronze eductors without bypass, with dosing valve




Dosage adjustment done via indexed metering device

Maximum working pressure: PN16
 Material: bronze and stainless steel
 Surface treatment: raw
 Suction percentage: 0.4%, 1%, 3% and 6%
 Non-return clapper function: yes
 Supplied with suction rod: yes

Equips the Italian Navy

These "ULTRA-FOAM" eductors without bypass are made entirely in bronze for use in a saline environment. The dosage regulation during operation is done through an indexed dosing valve. Our ultra-foam eductors can be dismantled with ease allowing for easy maintenance. Every product is provided with a hose with suction rod.



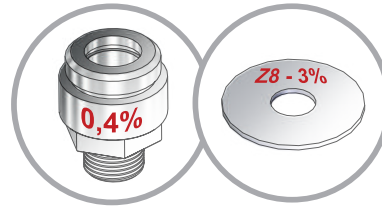
Inlet	Outlet	Suction percentage adjustment	Flow rate / Working pressure				Dimensions (mm)	Weight (kg)	Ref.
			LPM	Bar	GPM	(PSI)			
M56 x 400 female (UNI 811)	M56 x 400 male (UNI 810)	0,4%, 1%, 3%, 6%	300	10	95	200	301 x 75 x 181	3	21875

POKET portable monitor




"ULTRA-LIGHT" eductors with bypass, with calibrated diaphragm

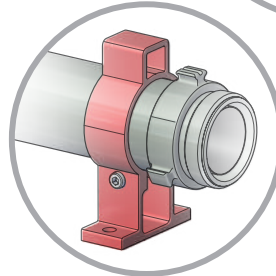
Compatibility
Equipment can be delivered with
NST/NH (NFPA 1963),
BSP (ISO R 228)
threading
or standardised couplings



Supplied by default alongside the eductors, calibrated diaphragms allow a precise foam concentrate percentage dosage while having a non-return clapper function. Suction percentages: 0,4%, 1%, 3% or 6% depending on requirements.



Additionally, eductors can be equipped with dosing valve instead of a calibrated diaphragm, allowing to change the suction settings during use, with a non-return clapper function.



As option, fixed mounts for 2.5" eductors

Maximum working pressure: PN16
Material: aluminium alloy
Surface treatment: hard anodisation
Body type : profile
Non-return clapper function: yes
Pressure loss: 40%
Supplied with suction rod: yes
Options: dosing valve, fixed mount

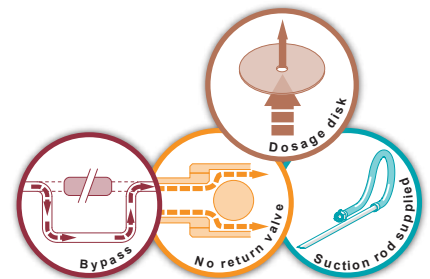
Our range of "ULTRA-FOAM" eductors without bypass is made entirely in anodised aluminium alloy.

Our eductors are setup upstream of monitors and/or hand nozzles for operation with water or foam.

The removable non-return clapper with calibrated diaphragm allows for a dosage of 0.4%, 1%, 3% and 6%.

Our range of eductors offers flow rates from 200 to 800 lpm with a 40% pressure loss, and various possible connections: BSP, NST-NH, or standardised couplings.

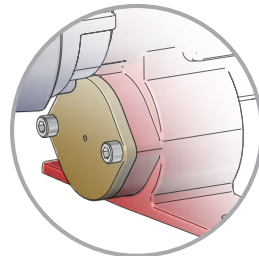
Every product is provided with a hose with suction rod.



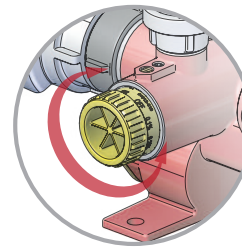
Inlet	Outlet	Suction percentage adjustment	Flow rate / Working pressure				Dimensions (mm)	Weight (kg)	Ref.
			LPM	Bar	GPM	(PSI)			
1.5" female NST-NH	1.5" male NST-NH	0,4%, 1%, 3%, 6%			60	200	159 x 75 x 100	1	09949
1.5" female BSP	1.5" male BSP	0,4%, 1%, 3%, 6%	200	10			159 x 75 x 100	1	09949. BSP
1.5" female NST-NH	1.5" male NST-NH	0,4%, 1%, 3%			95	200	159 x 75 x 100	1	09950
1.5" female BSP	1.5" male BSP	0,4%, 1%, 3%	300	10			159 x 75 x 100	1	09950. BSP
1.5" female NST-NH	1.5" male NST-NH	0,4%, 1%, 3%, 6%			125	200	159 x 75 x 100	1	09951
1.5" female BSP	1.5" male BSP	0,4%, 1%, 3%, 6%	400	10			159 x 75 x 100	1	09951. BSP
2.5" female NST-NH	2.5" male NST-NH	0,4%, 1%, 3%, 6%			200	200	271 x 108 x 142	2.3	08918
2.5" female NST-NH	2.5" male NST-NH	0,4%, 1%, 3%, 6%			200	200	271 x 108 x 142	2.3	12483
2.5" female BSP	2.5" male BSP	0,4%, 1%, 3%, 6%	800	10			271 x 108 x 142	2.3	12481
2.5" male BSP	2.5" male BSP	0,4%, 1%, 3%, 6%	800	10			271 x 108 x 142	2.1	12485

"MIXY-EDUCTOR" aluminium alloy eductors with dosing valve

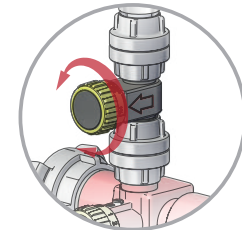
With control valve and dosing valve



Pressure control valve integrated in the eductors body



Dosage adjustment done via indexed dosing valve



Optional: old 200 lpm and 400 lpm "MIXY EDUCTOR" models can be equipped with a dosing valve with suction percentages of 0,1%, 0,5% and 1%.

Our range of "MIXY EDUCTOR" operate according to the Venturi principle: pressurised water goes through the converging and diverging nozzles and creates a vacuum which causes the suction of the emulsifier.

The eductor is fit with a non-return clapper ball, which prevents water from flowing back into the emulsifier tank.

The dosing valve regulates the percentage of the foam-water mix : from 0% to 6%.

The control valve allows a constant rate of mixture during pressure variation.

Our eductors range from 200 lpm to 800 lpm with a pressure loss of 35% and various possible connections: BSP, NST-NH or standardised couplings.

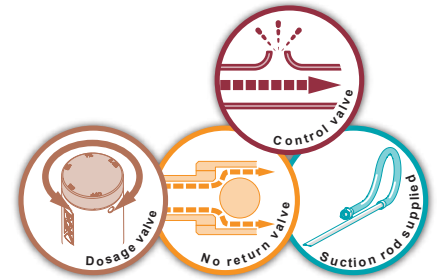
Construction in aluminium alloy with red polyester coating.

Maximum working pressure: PN16
Material: aluminium alloy
Surface treatment: polyester coating
Body type: molded
Non-return clapper function: yes
Control valve: yes
Pressure loss: 35%
Supplied with suction rod: yes

Options: dosing valve 0,1%, 0,5% and 1% for 200 and 400 lpm eductors.

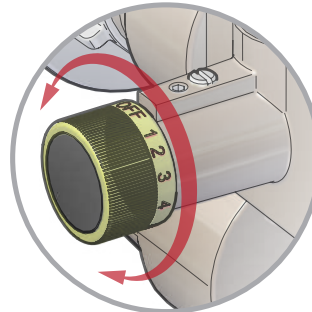

Inlet	Outlet	Suction percentage adjustment	Flow rate / Working pressure				Dimensions (mm)	Weight (kg)	Ref.
			LPM	Bar	GPM	(PSI)			
2" male BSP	2" male BSP	0%, 1%, 2%, 3%, 4%, 5%, 6%	200	10			309 x 171 x 184	2.5	16160
2" male BSP	2" male BSP	0%, 0,1%, 0,25%, 0,5%, 1%, 2%, 3%, 4%, 5%, 6%	200	10			339 x 196 x 158	2.6	40924 *
Storz C/52	Storz C/52	0%, 1%, 2%, 3%, 4%, 5%, 6%	200	10			378 x 171 x 176	3.1	16272
DSP DN40	DSP DN40	0%, 1%, 2%, 3%, 4%, 5%, 6%	200	10			415 x 171 x 184	2.9	18426
1.5" female NST-NH	1.5" male NST-NH	0%, 0,4%, 1%, 3%, 6%			60	200	372 x 171 x 184	2.9	18749
1.5" female NST-NH	1.5" male NST-NH	0%, 0,5%, 1%, 2%, 3%, 6%			60	200			43896
1.5" female NST-NH	1.5" male NST-NH	0%, 0,4%, 1%, 3%, 6%			95	200	372 x 171 x 184	2.9	18750
1.5" female NST-NH	1.5" male NST-NH	0%, 0,5%, 1%, 2%, 3%, 6%			95	200			43899
2" male BSP	2" male BSP	0%, 0,1%, 0,25%, 0,5%, 1%, 2%, 3%, 4%, 5%, 6%	400	10			339 x 196 x 158	2.6	31443 *
2" male BSP	2" male BSP	0, 1%, 2%, 3%, 4%, 5%, 6%	400	10			309 x 171 x 184	2.5	16215
Storz C/52	Storz C/52	0%, 1%, 2%, 3%, 4%, 5%, 6%	400	10			378 x 171 x 176	3.1	16172
Storz B/75	Storz B/75	0%, 1%, 2%, 3%, 4%, 5%, 6%	400	10			384 x 171 x 176	4.9	16173
DSP DN40	DSP DN40	0%, 1%, 2%, 3%, 4%, 5%, 6%	400	10			415 x 171 x 184	3	18747
DSP DN65	DSP DN65	0%, 1%, 2%, 3%, 4%, 5%, 6%	400	10			410 x 171 x 184	3.2	18410
1.5" female NST-NH	1.5" male NST-NH	0%, 0,4%, 1%, 3%, 6%			125	200	372 x 171 x 184	2.9	18751
2.5" female NST-NH	2.5" male NST-NH	0%, 0,4%, 1%, 3%, 6%			150	200	536 x 197 x 225	5.3	18752
2.5" female NST-NH	2.5" male NST-NH	0%, 0,4%, 1%, 3%, 6%			200	200	536 x 197 x 225	5.3	18753
2.5" male BSP	2.5" male BSP	0%, 1%, 2%, 3%, 4%, 5%, 6%	800	10			454 x 197 x 225	4.7	16174
Storz C/52	Storz C/52	0%, 1%, 2%, 3%, 4%, 5%, 6%	800	10					16175
Storz B/75	Storz B/75	0%, 1%, 2%, 3%, 4%, 5%, 6%	800	10			529 x 197 x 217	5.5	16176
DSP DN65	DSP DN65	0%, 1%, 2%, 3%, 4%, 5%, 6%	800	10			535 x 197 x 225	5.8	18748
2.5" female NST-NH	2.5" male NST-NH	0%, 0,4%, 1%, 3%, 6%			250	200	536 x 197 x 225	5.3	18754

*New versions, compliant with norm EN 16712-1

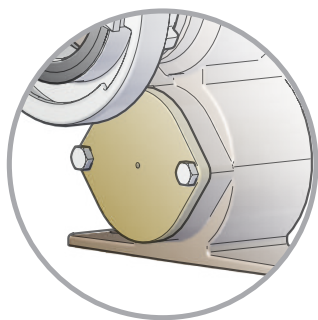


Bronze "MIXY-EDUCTOR" with dosing valve

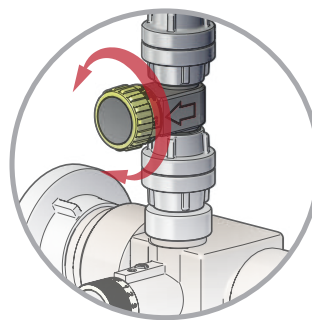
With control valve and dosing valve



Dosage adjustment done via indexed dosing valve



Pressure control valve integrated in the eductors body



Optional: dosing valve with suction rates of 0.1%, 0.5% and 1% can fit on "MIXY EDUCTOR" of 200 and 400 lpm.

Our range of "MIXY EDUCTOR" operate according to the Venturi principle: pressurised water goes through the converging and diverging nozzles and creates a vacuum which causes the suction of the emulsifier.

The eductor is fit with a non-return clapper ball, which prevents water from flowing back into the emulsifier tank.

The dosing valve regulates the percentage of the foam-water mix : from 0% to 6%.

The control valve allows a constant emulsifier rate during pressure variation.

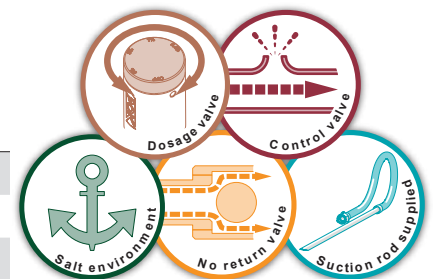
Our range of eductors goes from 200 lpm to 800 lpm with a pressure loss of 35% and offers various possible connections: BSP, NST-NH or standardised couplings.

Construction in bronze (body) and aluminium alloy (couplings).

Maximum working pressure: PN16
Material: bronze
Body type: molded
Non-return clapper function: yes
Control valve: yes
Pressure loss: 35%
Supplied with suction rod: yes

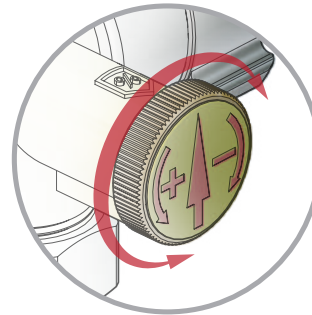
Options: dosing valve 0,1%, 0,5% and 1% for 200 and 400 lpm eductors.

Inlet	Outlet	Suction percentage adjustment	Flow rate / Working pressure				Dimensions (mm)	Weight (kg)	Ref.
			LPM	Bar	GPM	(PSI)			
2" male BSP	2" male BSP	0%, 1%, 2%, 3%, 4%, 5%, 6%	200	10			309 x 171 x 177	6	18756
Storz C/52	Storz C/52	0%, 1%, 2%, 3%, 4%, 5%, 6%	200	10			378 x 171 x 177	6.6	18755
DSP DN40	DSP DN40	0%, 1%, 2%, 3%, 4%, 5%, 6%	200	10			405 x 171 x 185	7.1	18757
2.5" Instantaneous male	2.5" Instantaneous female	0%, 1%, 2%, 3%, 4%, 5%, 6%	200	10			406 x 171 x 192	8.6	16083
1.5" female NST-NH	1.5" male NST-NH	0%, 0.4%, 1%, 3%, 6%			60	200	372 x 171 x 177	6.4	18764
1.5" female NST-NH	1.5" male NST-NH	0%, 0.4%, 1%, 3%, 6%			95	200	372 x 171 x 177	6.4	18765
2" male BSP	2" male BSP	0%, 1%, 2%, 3%, 4%, 5%, 6%	400	10			309 x 171 x 177	6	18759
Storz B/75	Storz B/75	0%, 1%, 2%, 3%, 4%, 5%, 6%	400	10			384 x 171 x 177	8.4	18758
DSP DN65	DSP DN65	0%, 1%, 2%, 3%, 4%, 5%, 6%	400	10			410 x 171 x 185	6.8	18760
2.5" Instantaneous male	2.5" Instantaneous female	0%, 1%, 2%, 3%, 4%, 5%, 6%	400	10			405 x 171 x 195	7	16084
2.5" female NST-NH	2.5" male NST-NH	0%, 0.4%, 1%, 3%, 6%			200	200			18766
2.5" male BSP	2.5" male BSP	0%, 1%, 2%, 3%, 4%, 5%, 6%	800	10			453 x 198 x 225	9.3	18762
Storz B/75	Storz B/75	0%, 1%, 2%, 3%, 4%, 5%, 6%	800	10			528 x 198 x 217	10	18761
DSP DN65	DSP DN65	0%, 1%, 2%, 3%, 4%, 5%, 6%	800	10			535 x 198 x 225	9.9	18763

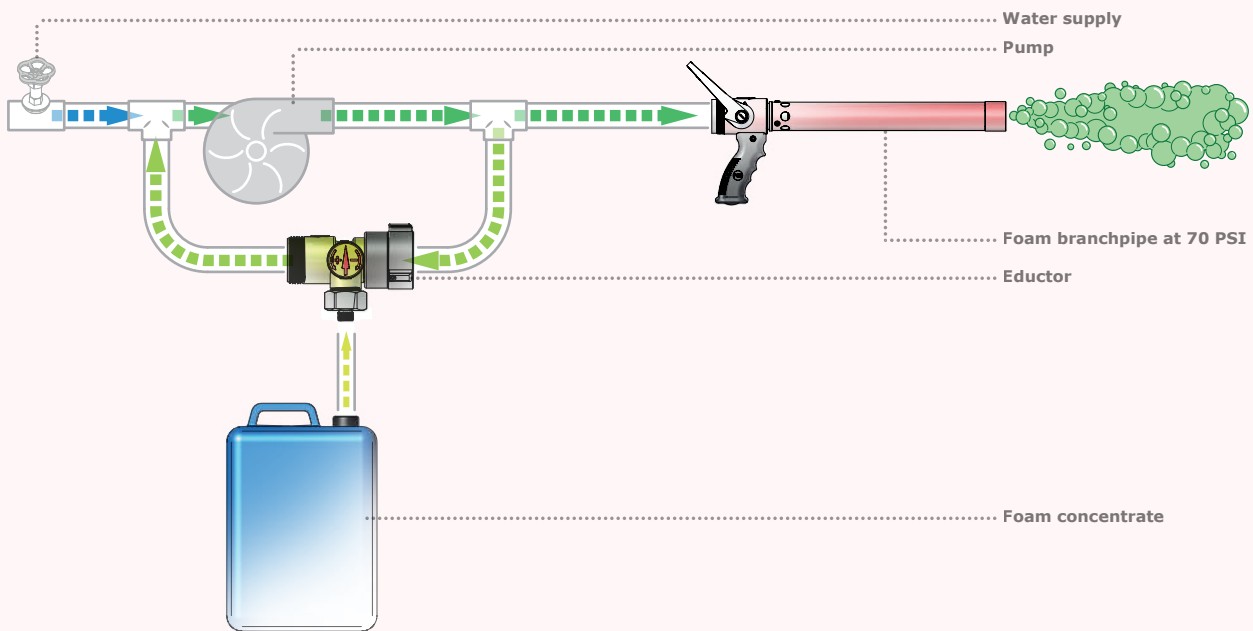


"Around the pump" eductors

Compatibility
Equipment can be delivered with
NST/NH (NFPA 1963),
BSP (ISO R 228)
threading
or standardised couplings



Suction rate adjustment through dosing valve



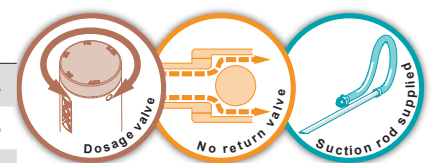
This equipment is used to deliver a low percentage mix of foam concentrate by placing it on a bypass allowing a portion of the water coming out of a pump to go through an eductor and inject the resulting premix back at the entrance of the pump.

The outgoing fluid is then at the nominal pressure of the pump with the premix percentage set by the dosage valve.

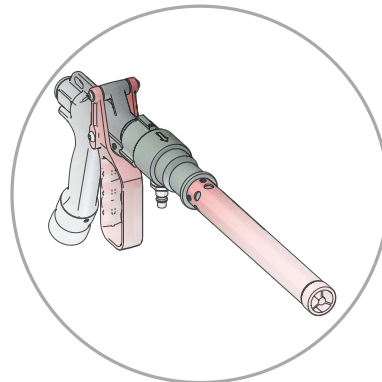
This system allows to have no pressure drop at the outlet of the pump (which would happen if one placed the eductor downstream of the pump).

Maximum working pressure: PN16
Material: aluminium alloy and POM
Surface treatment: hard anodisation on aluminium parts
Body type: molded
Suction percentage: from 0.1% to 1.26% depending on product
Non-return clapper function: yes
Supplied with suction rod: yes

Inlet	Outlet	Suction percentage adjustment	Flow rate / Working pressure				Dimensions (mm)	Weight (kg)	Ref.
			LPM	Bar	GPM	(PSI)			
1.5" female NST-NH	1.5" male NST-NH	from 0.12% to 1.15%	200	6	60	90	135 x 182 x 104	0.8	23462
SG DN40	SG DN40 with lock	from 0.12% to 1.15%	200	6	60	90	215 x 181 x 95	1	23466
SG DN40	SG DN40 with lock	from 0.1% to 1.26%	400	6	125	90	215 x 181 x 95	1	24952



"ULTRA-FOAM" eductor for high pressure hand nozzles

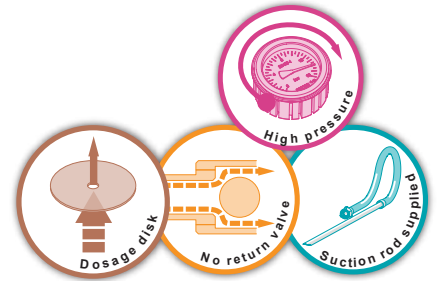


Foam eductor with high pressure hand nozzle "CRIQUET" and low expansion branchpipe

Maximum working pressure: PN40
Material: aluminium alloy
Surface treatment: hard anodisation
Body type : profile
Non-return clapper function: yes
Pressure loss: 40%
Supplied with suction rod: yes

Foam eductor made of high quality anodised aluminium alloy. The device allows high pressure use, and the suction rate can easily be modified by changing the dosage nozzle.

Inlet	Outlet	Suction percentage adjustment	Flow rate / Working pressure				Dimensions (mm)	Weight (kg)	Ref.
			LPM	Bar	GPM	(PSI)			
1" female NST-NH	1" male NST-NH	0,4%, 1%, 3%, 6%	150	40			130 x 60 x 101	0.65	41495



High pressure eductor - PN40



Adjustment of dosage done via the indexed dosing valve
 0%, 0.4%, 1%, 2%, 3% and 6%

Maximum working pressure: PN40
Material: aluminium alloy
Surface treatment: hard anodisation
Body type : profile
Suction percentages: 0%, 0.4%, 1%, 3%, and 6%
Non-return clapper function: yes
Supplied with suction rod: yes

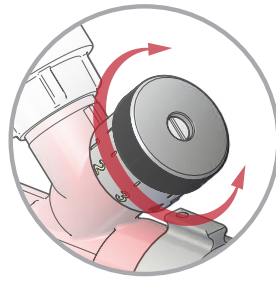

Our range of high pressure eductors works at an operating pressure of 40 bar with inlet pressure of 40 bar, and outlet pressure of 26 bar. Aluminium alloy construction.

This range is available with two flow rates: 75 lpm or 150 lpm. Inlet and outlet threaded 1" male BSP with the possibility of standardised couplings. This eductor is delivered with its suction rod.

Inlet	Outlet	Suction percentage adjustment	Flow rate / Working pressure				Dimensions (mm)	Weight (kg)	Ref.
			LPM	Bar	GPM	(PSI)			
1" male BSP	1" male BSP	0%, 0.4%, 1%, 3%, 6%	75	40	20	580	219 x 70 x 171	1.4	07248
1" male BSP	1" male BSP	0%, 0.4%, 1%, 3%, 6%	150	40	40	580	219 x 70 x 171	1.4	07249



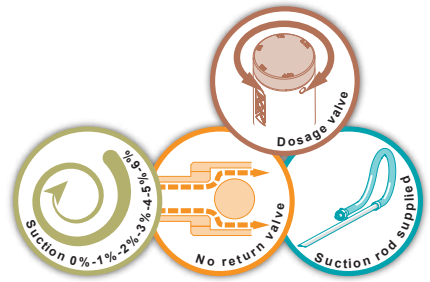
Fire hose reel eductors



Adjustment of dosage done via the indexed dosing valve
0%, 1%, 2%, 3%, 4%, 5% and 6%

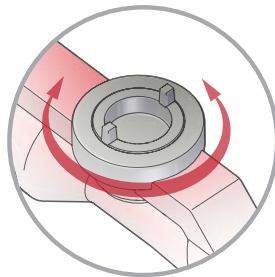

Maximum working pressure: PN16
Material: aluminium alloy
Surface treatment : polyester coated
Body type: molded
Suction percentages: 0%, 1%, 2%, 3%, 4%, 5% and 6%
Non-return clapper function: yes
Supplied with suction rod: yes

Our range of eductors for fire hose reels is made of aluminium alloy with red polyester coating. They equip the DN33 POK fire hose reels, and transform a fire hose reel into a hydro-foam hose reel system. Our range can work with flow rates from 75 to 200 lpm and various possible connections: BSP, NST-NH or standardised couplings. Our eductors are delivered with suction rod.



Inlet	Outlet	Suction percentage adjustment	Flow rate / Working pressure				Dimensions (mm)	Weight (kg)	Ref.
			LPM	Bar	GPM	(PSI)			
1.5" female BSP	1.5" male BSP	0%, 1%, 2%, 3%, 4%, 5%, 6%	75	10			278 x 71 x 157	1.5	33933
1.5" female BSP	1.5" male BSP	0%, 1%, 2%, 3%, 4%, 5%, 6%	160	10			278 x 71 x 157	1.4	03565
1.5" female NST-NH	1.5" male NST-NH	0%, 1%, 2%, 3%, 4%, 5%, 6%	200	10			278 x 71 x 160	1.4	07558

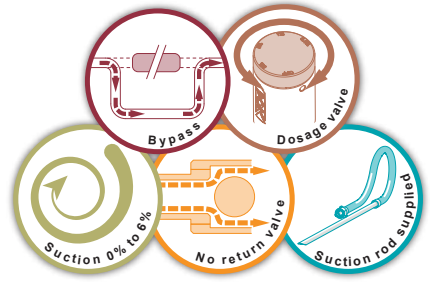
Eductors-mixers with bypass and dosing valve



Progressive adjustment of the suction percentage from 0 to 6%

Maximum working pressure: PN16
Material: aluminium alloy
Surface treatment : polyester coated
Body type: molded
Suction percentage: from 0% to 6%
Non-return clapper function: yes
Supplied with suction rod: yes

Our range of eductors-mixers is made of aluminium alloy with red polyester coating. Positioned upstream of a monitor to operate with water or foam. Our eductor is equipped with a non-return clapper. The suction percentage can be adjusted from 0% to 6%. The eductor has ground stabilising legs and comes with a suction rod. Our eductor range offers 1200 to 2000 lpm flowrates. Inlet and outlet available with BSP or NST-NH threading, or standardised couplings.

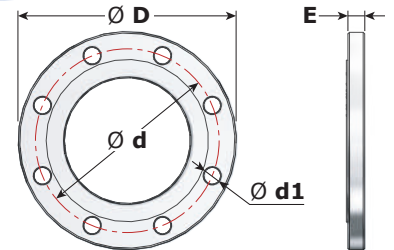


Inlet	Outlet	Suction percentage adjustment	Flow rate / Working pressure				Dimensions (mm)	Weight (kg)	Ref.
			LPM	Bar	GPM	(PSI)			
AR DN100	AR DN100	from 0% to 6%	1200	10			739 x 306 x 190	8.5	08153
AR DN100	AR DN100	from 0% to 6%	1500	10			739 x 306 x 190	8.5	07255
AR DN100	AR DN100	from 0% to 6%	2000	10			739 x 306 x 190	8.5	07256

Stainless steel eductors, with calibrated diaphragms



In compliance with norm
 French: NFE 29-201 and NFE 29-203
 German: DIN 201
 American: ANSI B 16-5
 International: ISO 2084



Description	Overall dimensions				
	D	d	E	d1 Threading	Nber of holes
ISO DN40 PN16	150	110	16	18 - M16	4
ISO DN50 PN16	165	125	18	18 - M16	4
ISO DN65 PN16	185	145	18	18 - M16	4
ISO DN80 PN16	200	160	20	18 - M16	8
ISO DN100 PN16	220	180	20	18 - M16	8
ISO DN150 PN16	285	240	22	22 - M20	8
3" ASA150	190.5	152.4	23.9	19 - M16	4
4" ASA150	228.6	190.5	23.9	19 - M16	8

Maximum working pressure: PN16
 Material: stainless steel
 Pressure loss: 40%
 Suction percentages: 3% or 6%
 Non-return clapper function: yes

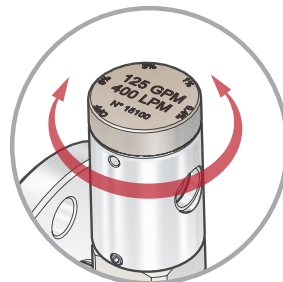
Our eductors range with calibrated diaphragms is entirely made of stainless steel. The calibrated diaphragms allow a fixed suction of 3% or 6% (depending on your requirement). This range of eductors offers 200 to 5000 lpm flow rates with a pressure loss of 40%, and various available connections: DN40 to DN150 flanges (depending on the flow rate) PN16 or ASA150.

These eductors are delivered without suction rod (they are to be ordered from the Sales Department if necessary).



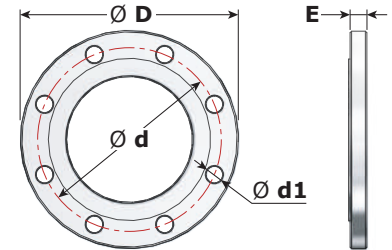
Inlet flange	Outlet flange	Suction coupling	Flow rate / Working pressure				Dimensions (mm)	Weight (kg)	Ref.
			LPM	Bar	GPM	(PSI)			
DN40 PN16	DN40 PN16	3/8" male BSP	200	10			207 x 150 x 150		07078
DN50 PN16	DN50 PN16	1" male BSP	200	10			293 x 165 x 165	7.1	07235
DN50 PN16	DN50 PN16	1" male BSP	400	10			293 x 165 x 167	7	21716
DN65 PN16	DN65 PN16	1" male BSP	400	10			388 x 185 x 185		07079
DN65 PN16	DN65 PN16	1" male BSP	500	10			411 x 185 x 185		07238
DN65 PN16	DN65 PN16	1" male BSP	600	10			411 x 185 x 185		07239
DN65 PN16	DN65 PN16	1" male BSP	800	10			411 x 185 x 185	9.7	21707
DN80 PN16	DN80 PN16	1" male BSP	1000	10			487 x 200 x 200		07241
3" ASA150	3" ASA150	1" male BSP	1000	10			487 x 190 x 190	11	21948
DN80 PN16	DN80 PN16	1.5" male BSP	1200	10			655 x 200 x 218	15	43837
DN100 PN16	DN100 PN16	1.5" male BSP	1200	10			807 x 220 x 220		07242
4" ASA150	4" ASA150	1.5" male BSP	1200	10			807 x 229 x 229	20	21998
DN100 PN16	DN100 PN16	1.5" male BSP	1500	10			807 x 220 x 220		07243
4" ASA150	4" ASA150	1.5" male BSP	1500	10			807 x 229 x 229	20	21999
DN100 PN16	DN100 PN16	1.5" male BSP	2000	10			807 x 220 x 220		07244
4" ASA150	4" ASA150	1.5" male BSP	2000	10			807 x 229 x 229	20	22000
DN100 PN16	DN100 PN16	1.5" male BSP	3000	10			807 x 220 x 220	23	14782
4" ASA150	4" ASA150	1.5" male BSP	3000	10			807 x 229 x 229	20	22004
DN150 PN16	DN150 PN16	2.5" male BSP	4000	10			1008 x 285 x 375	31	22166
DN150 PN16	DN150 PN16	2.5" male BSP	5000	10			1008 x 285 x 375	31	22005

Stainless steel eductors, with dosing valve



Suction percentage set with indexed dosing valve for 0%, 0.4%, 1%, 3% and 6%

In compliance with norm
 French: NFE 29-201 and NFE 29-203
 German: DIN 201
 American: ANSI B 16-5
 International: ISO 2084



Description	Overall dimensions				Nber of holes
	D	d	E	d1 Threading	
ISO DN40 PN16	150	110	16	18 - M16	4
ISO DN50 PN16	165	125	18	18 - M16	4
ISO DN65 PN16	185	145	18	18 - M16	4
ISO DN80 PN16	200	160	20	18 - M16	8
ISO DN100 PN16	220	180	20	18 - M16	8
ISO DN150 PN16	285	240	22	22 - M20	8
3" ASA150	190.5	152.4	23.9	19 - M16	4
4" ASA150	228.6	190.5	23.9	19 - M16	8

Maximum working pressure: PN16
 Material: stainless steel
 Pressure loss: 40%
 Suction percentages: 0%, 0.4%, 1%, 3% and 6%
 Non-return clapper function: yes

This range of eductors with dosing valve is made entirely in stainless steel and bronze. The dosing valve allows modification of the suction percentage (0%, 0.4%, 1%, 3% and 6%) during use of the foam equipment.

This range of eductors works with 200 to 5000 lpm flow rates with a pressure loss of 40%, and various available connections: DN40 to DN150 flanges (depending on the flow rate) PN16 or ASA150.

These eductors are delivered without suction rod (they are to be ordered from the Sales Department if necessary).



Inlet flange	Outlet flange	Suction coupling	Flow rate / Working pressure				Dimensions (mm)	Weight (kg)	Ref.
			LPM	Bar	GPM	(PSI)			
DN50 PN16	DN50 PN16	0.5" female BSP	200	10				22187	
DN50 PN16	DN50 PN16	0.5" female BSP	400	10			293 x 165 x 232	21995	
DN65 PN16	DN65 PN16	0.5" female BSP	400	10			388 x 185 x 242	22180	
DN65 PN16	DN65 PN16	1" male BSP	800	10			411 x 185 x 293	22228	
DN80 PN16	DN80 PN16	1" male BSP	1000	10			487 x 200 x 301	22006	
3" ASA150	3" ASA150	1" male BSP	1000	10			487 x 190 x 296	22001	
DN100 PN16	DN100 PN16	1.5" female NPT	1200	10			807 x 220 x 353	22007	
4" ASA150	4" ASA150	1.5" female NPT	1200	10			807 x 229 x 357	22008	
DN100 PN16	DN100 PN16	1.5" female NPT	1500	10			807 x 220 x 353	22169	
4" ASA150	4" ASA150	1.5" female NPT	1500	10			807 x 229 x 357	22170	
DN100 PN16	DN100 PN16	1.5" female NPT	2000	10			807 x 220 x 353	22183	
4" ASA150	4" ASA150	1.5" female NPT	2000	10			807 x 229 x 357	22184	
DN100 PN16	DN100 PN16	1.5" female NPT	3000	10			807 x 220 x 353	22185	
4" ASA150	4" ASA150	1.5" female NPT	3000	10			807 x 229 x 357	22186	
DN150 PN16	DN150 PN16	2.5" male BSP	4000	10			1008 x 285 x 421	21558	
DN150 PN16	DN150 PN16	2.5" male BSP	5000	10			1008 x 285 x 421	22009	

Dosing valves in aluminium alloy

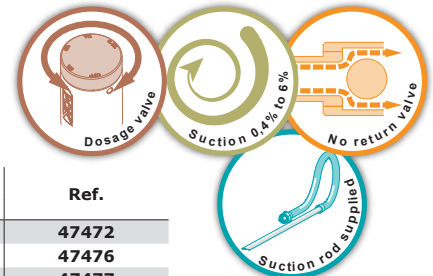


Our range of dosing valves is entirely made of aluminium alloy.

Connected to the eductors and replacing the calibrated diaphragms, they allow to change the suction percentage (0%, 0.4%, 1%, 3% and 6%) while the equipment is in use.

These dosing valves are equipped with a non-return clapper and delivered with a suction rod. Our range works with flow rates from 35 lpm (10 GPM) to 800 lpm (250 GPM).

Maximum working pressure: PN16
Material: aluminium alloy
Surface treatment: hard anodisation
Suction percentages: 0%, 0.4%, 1%, 3% and 6%
Non-return clapper function: yes



Inlet	Outlet	Flow rate		Pressure		Dimensions (mm)	Weight (kg)	Ref.
		LPM	GPM	Bar	PSI			
3/8" male BSP	3/4" male BSP	35	-	10	-	80 x 56 x 122	0.54	47472
3/8" male BSP	3/4" male BSP	-	10	-	200	80 x 56 x 122	0.54	47476
3/8" male BSP	3/4" male BSP	-	20	-	200	80 x 56 x 122	0.54	47477
3/8" male BSP	3/4" male BSP	75	-	40	-	80 x 56 x 122	0.54	47473
3/8" male BSP	3/4" male BSP	75	-	10	-	80 x 56 x 122	0.54	45642
3/8" male BSP	3/4" male BSP	100	-	10	-	80 x 56 x 122	0.54	47474
3/8" male BSP	3/4" male BSP	150	-	10	-	80 x 56 x 122	0.54	47475
3/8" male BSP	3/4" male BSP	150	-	40	-	80 x 56 x 122	0.54	44612
GFR male DN20	3/4" male BSP	200	-	10	-	96 x 56 x 122	0.57	44598
GFR male DN20	3/4" male BSP	-	60	-	200	96 x 56 x 122	0.57	44614
GFR male DN20	3/4" male BSP	-	95	-	200	96 x 56 x 122	0.57	44615
GFR male DN20	3/4" male BSP	400	-	10	-	96 x 56 x 122	0.57	44613
GFR male DN20	3/4" male BSP	650	200	10	200	108 x 58 x 149	0.82	13122
GFR male DN20	3/4" male BSP	800	250	10	200	108 x 58 x 149	0.82	13123

Dosing valves in bronze and stainless steel



These dosing valves are entirely made of stainless steel and bronze.

Connected to the eductors and replacing the calibrated diaphragms, they allow to change the suction percentage (0%, 0.4%, 1%, 3% and 6%) while the equipment is in use without the need for disassembly.

These dosing valves are equipped with a non-return valve and delivered with a suction rod. This eductor range offers flow rates going from 200 to 3000 lpm.

Maximum working pressure: PN16
Material: bronze and stainless steel
Suction percentage: 0%, 0.4%, 1%, 3% and 6%
Non-return clapper function: yes



Inlet	Outlet	Flow rate		Dimensions (mm)	Weight (kg)	Ref.
		LPM	GPM			
1/2" female BSP	1" female BSP	200	60	100 x Ø50	1.2	15099
1/2" female BSP	1" female BSP	300	95	100 x Ø50	1.2	15309
1/2" female BSP	1" female BSP	400	125	100 x Ø50	1.2	15100
1" male BSP	1" female BSP	600		90 x 60 x 144	2.4	24792
1" male BSP	1" female BSP	800	250	90 x 60 x 144	2.4	22231
1" male BSP	1" female BSP	1000	300	90 x 60 x 144	2.4	19360
1.5" female NPT	1.5" female BSP	1000	300	111 x 80 x 190	5.1	21882
1.5" female NPT	1.5" female BSP	1200		111 x 80 x 190	5.1	30577
1.5" female NPT	1.5" female BSP	1350		111 x 80 x 190	5.1	24866
1.5" female NPT	1.5" female BSP	1500		111 x 80 x 190	5.1	21884
1.5" female NPT	1.5" female BSP	2000	600	111 x 80 x 190	5.1	14757
1.5" female NPT	1.5" female BSP	2400		111 x 80 x 190	5.1	28850
1.5" female NPT	1.5" female BSP	2500		111 x 80 x 190	5.1	20232
1.5" female NPT	1.5" female BSP	3000	800	111 x 80 x 190	5.1	14758

Dosing valves for "MIXY EDUCTOR"



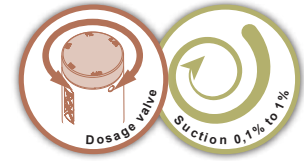
An option for "MIXY EDUCTOR", these 200 and 400 lpm dosing valves allow to obtain the following suction percentages: 0.1%, 0.5% and 1%.

Simple use: simply remove the suction rod from the eductor set to 6% and insert the dosing valve between them.

It has six positions:

- three positions 0.1%, 0.5% and 1% for the 200 lpm "MIXY-EDUCTOR",
- three positions 0.1%, 0.5% and 1% for the 400 lpm "MIXY-EDUCTOR".

Maximum working pressure: PN16
Material: aluminium alloy and brass
Suction percentage: 0.1%, 0.5% and 1%



Inlet	Outlet	Flow rate		Dimensions (mm)	Weight (kg)	Ref.
		LPM	GPM			
Storz D/25	Storz D/25	200-400	60-125	115 x 55 x 95	0.56	25272
GFR female DN20	GFR male DN20	200-400	60-125	122 x 58 x 92	0.58	25712

Suction rods



These suction rods equip our eductors, and self-educating monitors and hand nozzles.

The set consists of a coupling on a semi-rigid transparent hose with metal coil, linked to a 1m rod.

Our range goes from diameter 13 to 35 and 1 to 3 m length (depending on the model).

Maximum working pressure: PN16

Ø suction rod (mm)	Inlet	Length (m)			Norm	Weight (kg)	Ref.
		suction rod	suction hose	Overall length			
13	3/8" female BSP	1	0.5	1.5			26413
13	3/8" female BSP	1.5	0.5	2		0.9	43381
20	3/8" female BSP	1	0.5	1.5		0.8	12960
20	GFR female DN20	1	0.5	1.5	EN 16712-2	0.9	40893
20	Storz D/25	1	0.5	1.5	EN 16712-2	0.8	40894
20	GFR female DN20	2	0.5	2.5	EN 16712-2	1.4	40895
20	Storz D/25	2	0.5	2.5	EN 16712-2	1.3	40896
25	GFR female DN20	3	-	3		1.9	43167
25	GFR female DN20	1	1	2		0.9	16656
25	GFR female DN20	1.5	1	2.5		0.9	09327
25	GFR female DN20	3	1	4		1.4	16657
25	Storz D/25	1.5	1	2.5		0.8	09329
25	Storz D/25	3	1	4		1.3	16231
35	SG DN40, with lock	3	1	4		3.2	09328
35	Storz C/52	3	1	4		3.2	09330
35	SG DN40, with lock	3	-	3		2.6	43168
70	Storz B/75	4	0.5	4.5		6.3	43868

Mounting feet for "ULTRA-LIGHT" eductors

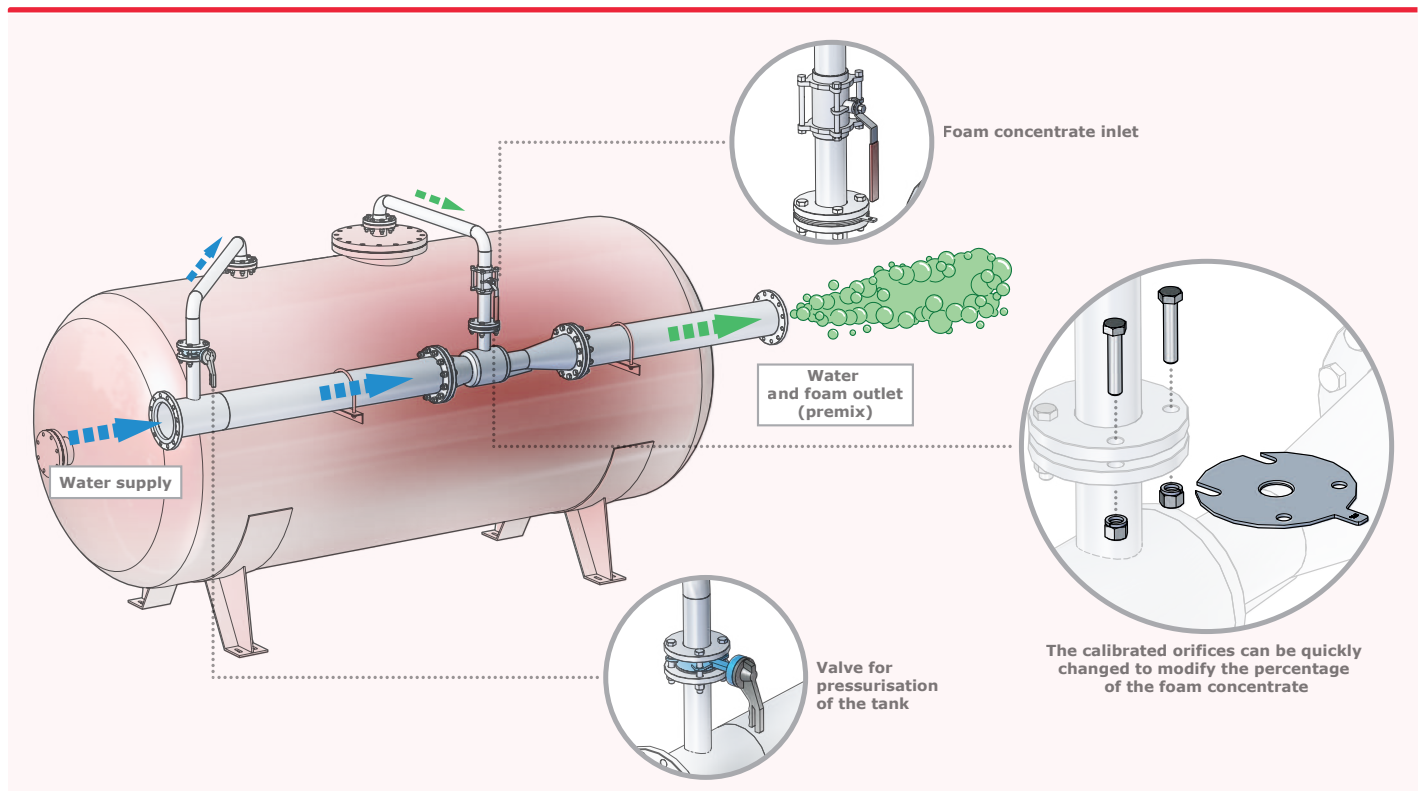


This mounting foot in aluminium alloy is used as bracket for "ULTRA-LIGHT" 2.5" eductors and secures them to the floor or to the wall. Internal diameter: 75mm.

Material: aluminium alloy
Surface treatment : polyester coated

Description	Weight (kg)	Ref.
For 2.5" eductor, with fixing holes	0.32	07308

High volume stainless steel eductors for tanks



The high volume eductors produce a constant percentage of foam over a wide flow rate range.

These devices generate very low pressure losses: 2% to 5% of the supply pressure, depending on the flow rate.

Made entirely in stainless steel AISI 316L, they offer strength and durability.

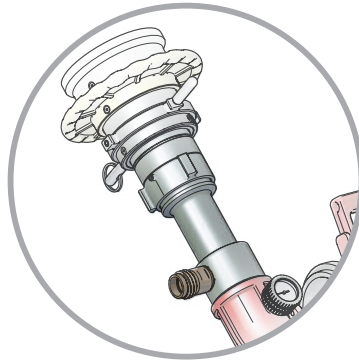
Our range is available in various models: DN100, DN125, DN150 and DN200.

Maximum working pressure: PN16
Material: stainless steel

Water - inlet flange	Foam concentrate - inlet flange	Water / foam - outlet flange	Dimensions (mm)	Weight (kg)	Ref.
DN100 PN16	DN40 PN16	DN100 PN16	488 x 220 x 247	15	27717
DN125 PN16	DN65 PN16	DN125 PN16	545 x 250 x 308	19	23002
DN150 PN16	DN50 PN16	DN150 PN16	735 x 285 x 310	24	23223
DN200 PN16	DN65 PN16	DN200 PN16	968 x 340 x 416	35	22434



Pre-mixer eductor for monitor diffusers

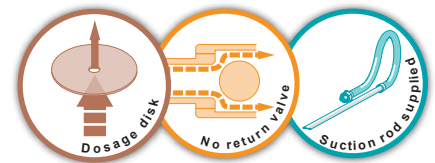


Example of the assembly of a pre-mixing auto-suction eductor on monitor "AZIMUTOR 3000" equipped with a diffuser "TURBOKADOR 3000"

Maximum working pressure: PN16
Material: aluminium alloy
Surface treatment: hard anodisation
Body type : profile
Non-return clapper function: yes
Supplied with suction rod: yes

Our range of pre-mixer eductors are made for monitor diffusers. Made of anodised aluminium. This eductor allows producing a premix at a specific flow rate: 750, 1500, 2000 and 3000 lpm.

It comes complete with a GFR coupling as suction inlet, and a suction rod. This range offers various possibilities of threads and normalized couplings.



Inlet	Outlet	Suction coupling	Flow rate (lpm)	Working pressure (bar)	Dimensions (mm)	Weight (kg)	Ref.
1.5" female BSP	2.5" male BSP	GFR male DN20	1500	10	203 x 88 x 134	1.8	14254
2.5" female BSP	2.5" male BSP	2" male BSP	1500	10	203 x 98 x 174	1.9	12964
2.5" male BSP	2.5" male BSP	GFR male DN20	2000	10	195 x 80 x 130	1.5	14246
2.5" female BSP	2.5" male BSP	GFR male DN20	3000	10	203 x 88 x 134	1.6	14252
2.5" female BSP	2.5" male BSP	2" male BSP	3000	10	203 x 88 x 174	1.6	12968



Foam hand nozzle without shutoff, without self-education



Couplings conform to norms
DSP - NF S 61-701
Storz - DIN 14307 & 14308
BSP - ISO R 228
NST / NH - NFPA 1963

Maximum working pressure: PN16
Material: aluminium alloy
Surface treatment : polyester coated
Body type: molded
Expansion rate: approx. x10

Our range of low expansion foam hand nozzles without shutoff and without self-education is made of anodised aluminium alloy with red polyester coating. It offers a foam expansion factor of about 10 with a range up to 28 meters at 800 lpm at 5 bar.

The range of possible flow rates are from 75 to 800 lpm.

Several connections are possible: BSP or NST-NH threading or standardised couplings.



Inlet	Flow rate (lpm)	Working pressure (bar)	Average range (m)	Dimensions (mm)	Weight (kg)	Ref.
1" female NST-NH	75	5		363 x 50 x 50	0.4	12669
1.5" male BSP	225	5	18	550 x 62 x 144	1.1	09042
Storz C/52	225	5	18	584 x 98 x 144	1.4	09043
DSP DN40	225	5	18	563 x 72 x 144	1.2	06801
2" male BSP	400	5	22	692 x 80 x 160	1.5	09044
Storz C/52	400	5	22	726 x 98 x 160	1.7	09045
Storz B/75	400	5	22	729 x 126 x 160	2.6	09046
DSP DN40	400	5	22	745 x 80 x 160	1.7	06803
DSP DN65	475	5	23	742 x 107 x 160	1.8	06804
2.5" male BSP	800	5	28	824 x 82 x 160	2.3	09047
Storz B/75	800	5	28	839 x 126 x 160	3.2	09048
DSP DN65	800	5	28	852 x 107 x 160	2.4	06806

Foam hand nozzle without shutoff, with self-education



Couplings conform to norms
DSP - NF S 61-701
Storz - DIN 14307 & 14308
BSP - ISO R 228
NST / NH - NFPA 1963

Maximum working pressure: PN16
Material: aluminium alloy
Surface treatment : polyester coated
Body type: molded
Expansion rate: approx. x10
Suction percentage: 3% or 6%
Supplied with suction rod: yes


Our range of low expansion foam hand nozzles without shutoff and with self-education is made of anodised aluminium alloy with red polyester coating.

It offers a foam expansion factor of about 10 with a range up to 28 meters at 800 lpm at 5 bar.

The range of flow rates possible are from 100 to 800 lpm.

Several connections are possible: BSP or NST-NH threading or standardised couplings.

This equipment is delivered with a hose and suction rod.



Inlet	Flow rate (lpm)	Working pressure (bar)	Average range (m)	Dimensions (mm)	Weight (kg)	Ref.
SG DN20	100	5				07590
DSP DN40	200	5	18	590 x 104 x 134	1	03403
2" male BSP	400	5	22	762 x 123 x 135	1.6	19477
2.5" male BSP	800	5	28			06831
DSP DN65	800	5	28			06832

Foam hand nozzles with DIN shutoff, without self-education



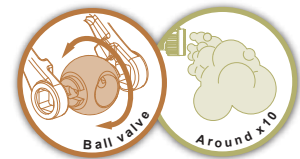
Our range of low expansion foam hand nozzles without self-education is made of anodised aluminium alloy and red polyester coating. Our hand nozzles are equipped with a "DIN" shutoff allowing to open and close the hand nozzle.

They operate with flow rates ranging from 200 to 800 lpm, and offers connection are possible: BSP or NST-NH threaded, or standardised couplings.



Maximum working pressure: PN16
Material: aluminium alloy
Surface treatment : polyester coated
Shutoff: with ball valve
Opening: by lever
Body type: molded
Expansion rate: approx. x10

Inlet	Flow rate (lpm)	Working pressure (bar)	Average range (m)	Dimensions (mm)	Weight (kg)	Ref.
Storz D/25	100	5		430 x 55 x 115	0.8	34836
2" male BSP	200	5	18	502 x 60 x 144	1.2	09049
Storz C/52	200	5	18	533 x 98 x 162	1.5	09050
2" male BSP	400	5	22	646 x 67 x 174	1.7	09051
Storz C/52	400	5	22	678 x 98 x 188	2	09052
Storz B/75	400	5	22	681 x 126 x 202	2.9	09053
2" male BSP	800	5	28	884 x 82 x 217	2.7	09054
Storz B/75	800	5	28	918 x 126 x 217	3.9	09055



Foam hand nozzle with shutoff Gamma "Γ" handle without self-education

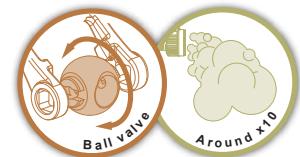


Our range of low expansion foam hand nozzles without self-education is made of anodised aluminium alloy and red polyester coating. Our hand nozzles are equipped with a "Gamma Γ" shutoff allowing to open and close the hand nozzle.


They operate with flow rates ranging from 200 to 400 lpm, and various connection are possible: BSP or NST-NH threaded, or standardised couplings.

Maximum working pressure: PN16
Material: aluminium alloy
Surface treatment : polyester coated
Shutoff: with ball valve
Operation: by handle
Body type: molded
Pistol grip : single
Expansion rate: approx. x10

Inlet	Flow rate (lpm)	Working pressure (bar)	Average range (m)	Dimensions (mm)	Weight (kg)	Ref.
2" male BSP	200	5	18	497 x 112 x 242	1.6	15911
2.5" Instantaneous male	225	5	18	608 x 112 x 242	1.9	16065
2" male BSP	400	5	22	705 x 112 x 242	2.4	16067
2.5" Instantaneous male	400	5	22	755 x 112 x 242	2.4	16085



8" division with torque reducer and control valve



Foam hand nozzle with shutoff, without self-education, without pistol grip

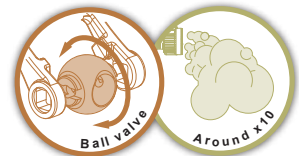


These foam hand nozzles do not have a pistol grip to reduce the overall size. They are equipped with a shutoff allowing fast opening and closing of the hand nozzle. Several inlet couplings are available.

Maximum working pressure: PN16
Material: aluminium alloy
Surface treatment : polyester coated
Shutoff: with ball valve
Opening: by operating handle
Body type : profile
Expansion rate: approx. x10

Handle colour: ● ● ● ● ● ● ● ●

Inlet	Flow rate (lpm)	Working pressure (bar)	Average range (m)	Dimensions (mm)	Weight (kg)	Ref.
ISO M36 x 200 female (standard inlet thread for DN33 fire hose reel)	225	5	18	479 x 110 x 136	1.4	16000
DSP DN40	225	5	18	521 x 110 x 136	1.4	06811



Foam hand nozzles with shutoff, without self-education, with pistol grip

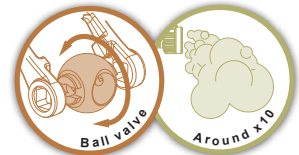


These low expansion foam hand nozzles are made of anodised aluminium alloy with red polyester coating. They are equipped with a shutoff allowing fast opening and closing of the hand nozzle. They offer an expansion of about 10. Flow rates range from 75 to 800 lpm and they offer multiple inlet connection possibilities.

Maximum working pressure: PN16
Material: aluminium alloy
Surface treatment : polyester coated
Shutoff: with ball valve
Opening: by operating handle
Body type : profile
Pistol grip : single
Expansion rate: approx. x10

Handle colour: ● ● ● ● ● ● ● ●

Inlet	Flow rate / Working pressure			Average range (m)	Dimensions (mm)	Weight (kg)	Ref.
	LPM	Bar	GPM				
1" female BSP	75	5			450 x 95 x 237	1.1	16098
SG DN40	200	5			540 x 127 x 266	2	20972
DSP DN40	400	5		22	722 x 127 x 272	2.4	06813
DSP DN65	450	5		23	733 x 127 x 272	2.8	06814
DSP DN65	800	5		28	882 x 127 x 272	3.5	06816
1.5" female NST-NH			20				09955
1.5" female NST-NH			60	18			09956
1.5" female NST-NH			95	22	698 x 187 x 272	2.6	09957
1.5" female NST-NH			125	23	698 x 187 x 272	2.6	09958
2.5" female NST-NH			200		814 x 127 x 272	3.5	02296
2.5" female NST-NH			250	28	814 x 187 x 272	3.5	09959



Foam hand nozzle with shutoff, without self-education, with duckbill nozzle

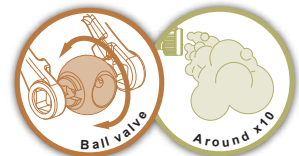


These hand nozzles are assembled with a duckbill nozzle allowing spray pattern and range adjustments. They are equipped with a shutoff allowing the opening and closing of the hand nozzle. It offers a 400 lpm flow rate and various possible inlet connections: BSP or NST-NH threaded, or standardised couplings.

Maximum working pressure: PN16
Material: aluminium alloy
Surface treatment : polyester coated
Shutoff: with ball valve
Opening: by operating handle
Body type : profile
Expansion rate: approx. x10

Handle colour: ● ● ● ● ● ● ● ●

Inlet	Flow rate (lpm)	Working pressure (bar)	Average range (m)	Dimensions (mm)	Weight (kg)	Ref.
2" male BSP	400	5	22			18813
DSP DN40	400	5	22	813 x 163 x 269	3.7	18815
DSP DN65	400	5	22			18814



"POWER FOAM" hand nozzle with shutoff, without self-education

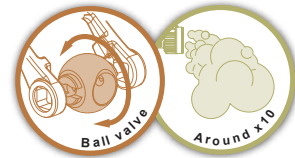


Patented system
POWER FOAM
 30% more performance
 In half the space!

Maximum working pressure: PN16
Material: aluminium alloy
Surface treatment: polyester coating and hard anodisation
Shutoff: with ball valve
Opening: by operating handle
Body type: molded
Expansion rate: approx. x10

Handle colour:

Our range of low expansion "POWER FOAM" hand nozzles without self-education is made according to a new patented technology making the device more compact with higher range. The hand nozzle is equipped with a ball valve and pistol grip. The flow rates range from 200 to 800 lpm and various inlet connections are possible. The hand nozzle is made of anodised aluminium alloy, with red polyester coating.



Inlet	Flow rate (lpm)	Working pressure (bar)	Average range (m)	Dimensions (mm)	Weight (kg)	Ref.
2" male BSP	200	5	23	340 x 110 x 242	1.8	23554
2" male BSP	200	5	24	395 x 110 x 259	2.2	41136 *
2" male BSP	400	5	27	340 x 110 x 242	1.8	23558
2" male BSP	400	5	28	395 x 110 x 259	2.2	41139 *
2.5" male BSP	800	5	36	406 x 122 x 250	2.7	25052

*New versions, compliant with norm EN 16712-3

Foam hand nozzle with shutoff and self-education, in aluminium alloy



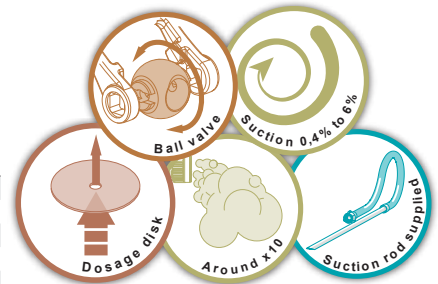
Maximum working pressure: PN16
Material: aluminium alloy
Surface treatment: polyester coating and hard anodisation
Body type : profile
Shutoff: with ball valve
Expansion rate: approx. x10
Suction percentage: 0.4%, 1%, 3% or 6%
Supplied with suction rod: yes

Handle colour:

Our range of low expansion self-educating hand nozzles is made of anodised aluminium alloy, with red polyester coating. The hand nozzle has a shutoff for quick opening and closing and is delivered with a suction rod.

Foam expansion is about 10.

These hand nozzles flow rates range from 75 to 200 lpm and offer various possible inlets: BSP or NST-NH threaded, or standardised couplings.



Inlet	Flow rate (lpm)	Working pressure (bar)	Dimensions (mm)	Weight (kg)	Ref.
1" female BSP	75	10	592 x 95 x 236	1.9	09960
Storz D/25	75	10			16004
SG DN20	75	10	626 x 95 x 236	2	09358
2" male BSP	200	7	661 x 95 x 236	1.8	16005
DSP DN40	200	7		1.6	09359
1.5" female NST-NH	200	7	648 x 95 x 236	1.8	09961

Foam bronze hand nozzles with shutoff and self-education




Maximum working pressure: PN16
Material: bronze and aluminium alloy
Surface treatment : polyester coated
Body type: molded
Shutoff: with ball valve
Expansion rate: approx. x10
Suction percentage: 3% or 6%
Supplied with suction rod: yes

Handle colour: ●●●●●

Our range of low expansion self-educing foam hand nozzles with shutoff is made of bronze and stainless steel with polyester coating for use in corrosive environments. The hand nozzle has a shutoff for quick opening and closing and is delivered with a suction rod.

Foam expansion is about 10.

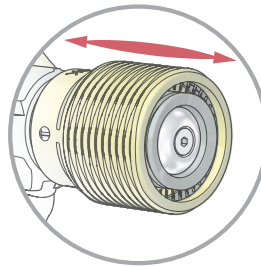
Inlet	Flow rate (lpm)	Working pressure (bar)	Dimensions (mm)	Weight (kg)	Ref.
DSP DN65	400	5			16186
GOST DN80	400	5		6	18349



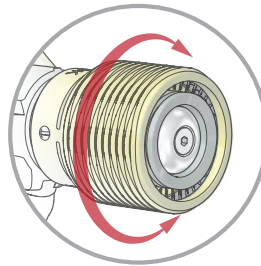
Ladder mounted monitor PRIMATOR



DUAL-USE hand nozzle



Going from water to foam spray is obtained by sliding the head ring



Changing from straight spray to diffused spray is obtained through rotation of the head ring

Maximum working pressure: PN16
Shutoff: with ball valve
Opening: by operating handle
Expansion rate: approx. x10
Material: aluminium alloy
Surface treatment: hard anodisation
Body type : profile
Head diffuser: smooth
Pistol grip : single

Option: shutoff handle made of aluminium alloy

Head sheath colours:


The dual-use hand nozzle is very light, robust and made of anodised aluminium alloy - PN16.

The hand nozzle's head ring offers two possible uses:

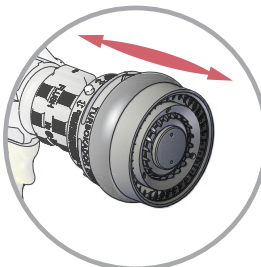
- position 1: water
- position 2: foam, obtained by sliding the head ring, with the hand nozzle being supplied with pre-mix.

The closing and opening of the hand nozzle is done through the shutoff handle.

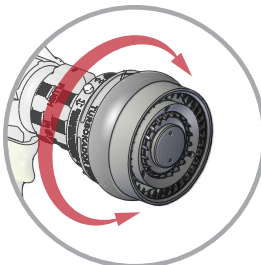
Inlet	Flow rate	Working pressure	Dimensions (mm)	Weight (kg)	Ref.
1.5" female BSP	250 lpm	6 bar	227 x 119 x 259	1.8	32826
Storz C/52 swivel	250 lpm	6 bar	291 x 119 x 259	2.2	32826.Storz



500 DUAL Turbokador



Going from water to foam spray is obtained by sliding the head ring




Changing from straight spray to diffuser spray is obtained by rotation of the head ring

Maximum working pressure: PN16
Shutoff: with ball valve
Opening: by operating handle
Flush position: yes
Expansion rate: approx. x10
Material: aluminium alloy
Surface treatment: hard anodisation
Body type : profile
Head diffuser: spinning teeth
Pistol grip : single

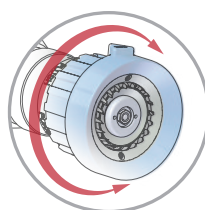
Head sheath colours:

The Turbokador Dual hand nozzle offers the advantage of both water and foam use. Its flow rate selector, as well as its spray pattern selector, allow many custom uses. This hand nozzle is machined and assembled in our workshops, which offers a very high quality product.

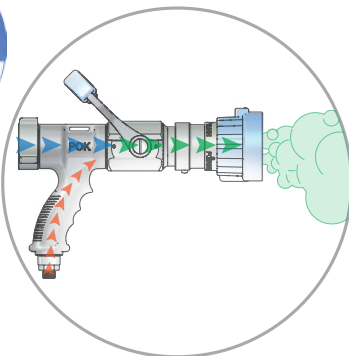
Inlet	Flow rate	Working pressure	Dimensions (mm)	Weight (kg)	Ref.
Machino male DN65	150-250-500 lpm	6 bar	359 x 127 x 266	3.3	42042



EDUPOK



Stream pattern selection by rotation of the head ring



Emulsifier mixing system integrated in the hand nozzles body

Maximum working pressure: PN16
Shutoff: with ball valve
Opening: by operating handle
Flush position: yes
Suction percentage: 3%
Expansion rate: approx. x10
Material: aluminium alloy
Surface treatment: hard anodisation and polyester coating
Body type: profiled and molded
Head diffuser: spinning teeth
Pistol grip : single

Options: low expansion foam attachment, medium expansion foam attachment.

Head sheath colours:

Our self-educing hand nozzle "EDUPOK" 95 GPM (360 lpm) allows for a use with pre-mix without an eductor upstream thanks to an integrated ultra-compact dosing-mixing system inside the pistol grip.

The hand nozzle is made out of anodised aluminium alloy.

It is equipped with a sheath with tactile markings allows adjustment of the different stream patterns (straight spray, flashover, wide angle spray), and a shutoff allowing easy opening and closing.



Inlet	Flow rate	Working pressure	Dimensions (mm)	Weight (kg)	Ref.
1.5" female NST-NH	95 GPM	100 PSI	329 x 127 x 281	2.7	32394
Swivelling Storz C/52	95 GPM	100 PSI	370 x 127 x 281	3	32394.Storz

Compatible with the low expansion ref. 09297 medium expansion ref. 09713 foam attachments.

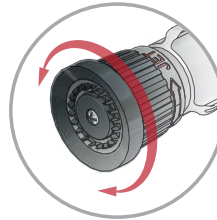
Waterwall nozzle



Self-educing gel hand nozzle, with shutoff, with spinning teeth diffuser



Selection of the suction percentage by indexed dosage valve at 1% and 2%, the "Flush" position is used to clean the dosing valve.



Diffusion head with spinning teeth and adjustable stream from straight spray to wide angle spray.

Maximum working pressure: PN16
Material: aluminium alloy
Surface treatment: hard anodisation
Shutoff: with ball valve
Opening: by operating handle
Body type: profile
Head diffuser: spinning teeth
Pistol grip: single
Suction percentage: 1% and 2%
Non-return clapper function: yes
Supplied with suction rod: yes

Options: foam tank with dosing valve

Head sheath colours:

These compact foam hand nozzles, with spinning teeth, come by default with dosage valve and suction rod or emulsifier container.

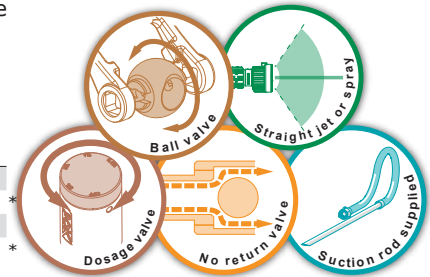
The dosage valve allows to change the concentration of foam concentrate during use, and the diffusion head allows to change the water pattern from straight spray to wide angle spray.

The hand nozzle is equipped with a shutoff for quick opening and closing.

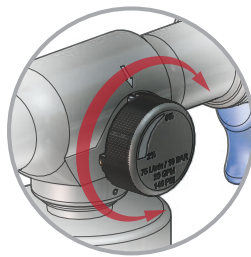
Several normalised couplings can be mounted: SG, Storz, BSP, etc.

Inlet	Flow rate (lpm)	Working pressure (bar)	Dimensions (mm)	Weight (kg)	Ref.
1" female BSP	75	5	326 x 96 x 236	2.9	17557
1" female NST-NH	75	5	344 x 121 x 460	2.7	18637
SG DN20	75	5			18638
Storz D/25	75	5			18639

*Delivered with container for emulsifier, 2 liter capacity



Self-educing gel hand nozzle



Adjustment of suction percentage using indexed dosage valve from 0 to 2%.

Maximum working pressure: PN16
Material: aluminium alloy and stainless steel
Surface treatment: hard anodisation
Shutoff: with ball valve
Opening: by operating handle
Body type: profile
Head diffuser: spinning teeth
Pistol grip: single
Suction percentage: from 0% to 2%
Non-return clapper function: yes
Supplied with suction rod: yes

Head sheath colours:

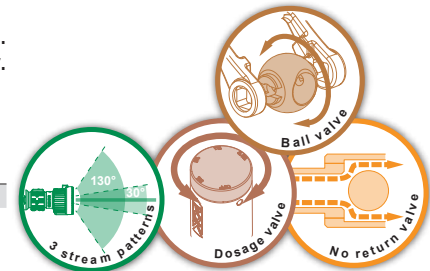
The self-educing foam hand nozzle is equipped with a container, allowing it to have a reserve of foam concentrate directly on the hand nozzle.

A dosage valve allows to change the suction percentage (0% to 2%) while using the nozzle.

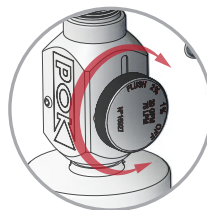
It is equipped with a diffusion head allowing to switch from straight spray to wide angle spray.

Several normalised couplings can be mounted on the hand nozzle.

Inlet	Flow rate (lpm)	Working pressure (bar)	Dimensions (mm)	Weight (kg)	Ref.
1" female BSP	75	6			29536
Storz C/52	75	6	467 x 120 x 390	3.2	29536.C52



Foam concentrate container for self-educing foam hand nozzles



Selection of the suction percentage by indexed dosage valve at 1% and 2%, the "Flush" position is used to clean the dosing valve.

Maximum working pressure: PN16
Suction percentage: 1 and 2%
Non-return clapper function: yes
Supplied with suction rod: yes

This container with dosage valve replaces the suction rod of the self-educing foam hand nozzle with spinning teeth diffuser. It allows the operator to freely move with a foam concentrate supply attached to the hand nozzle.

Capacity (liter)	Dimensions (mm)	Weight (kg)	Ref.
2	120 x 120 x 357	0.8	21340



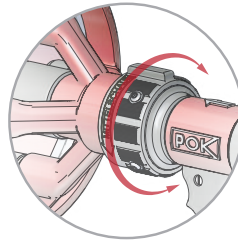
Dual foam expansion hand nozzles (low and medium expansion)

Our 200 and 400 lpm dual expansion foam hand nozzles are made of aluminium alloy. They are simple to use: the foam expansion can be changed by rotation of the ring for low or medium expansion.

At low expansion, the premix is propelled by the ejection nozzle onto the inner tube creating a powerful mix between the air and the premix.


At medium expansion, the premix is propelled by the four ejection nozzles onto the outer tube forming a homogeneous and dense foam.

The foam hand nozzle works with a premix at 3% or 6% depending depending on the type of emulsifier.



The rotation of the ring allows to go from expansion x10 to x70 (or x90)

Maximum working pressure: PN16
Material: aluminium alloy
Surface treatment: polyester coating and hard anodisation
Shutoff: with ball valve
Opening: by operating handle
Body type: molded
Pistol grip : single
Expansion: approx. x10 or x70 or x90
Head sheath colours:



With pistol grip and "Gamma" handle. Foam expansion x10 in low foam expansion mode, and x70 in medium foam expansion mode.

Inlet	Flow rate (lpm)	Working pressure (bar)	Dimensions (mm)	Weight (kg)	Ref.
Storz C/52	200	5	637 x 279 x 321	6.4	29001
Storz C/52	400	5	661 x 338 x 336	7.5	29983



Model for the French Navy, with pistol grip and "Gamma" operating handle. Foam expansion x10 in low foam expansion mode, and x90 in medium foam expansion mode.

Inlet	Flow rate (lpm)	Working pressure (bar)	Dimensions (mm)	Weight (kg)	Ref.
DSP DN40	200	4	668 x 338 x 366	7.1	35102



With "DIN" valve, therefore without pistol grip. Foam expansion x10 in low foam expansion mode, and x70 in medium foam expansion mode. With pressure gauge.

Inlet	Flow rate (lpm)	Working pressure (bar)	Dimensions (mm)	Weight (kg)	Ref.
Storz C/52	200	5	633 x 279 x 303	6.5	34593
Storz C/52	400	5	658 x 338 x 366	7.6	37133

Foam hand nozzles without shutoff, without pressure gauge, with stainless steel mesh



Couplings conform to norms
 DSP - NF S 61-701
 Storz - DIN 14307 & 14308
 BSP - ISO R 228
 NST / NH - NFPA 1963

Conform to the norm
Storz - DIN 14366

Maximum working pressure: PN16
 Material: aluminium alloy and stainless steel
 Surface treatment : polyester coated
 Expansion rate: approx. x70
 Carrying handle: yes

Our range of medium expansion foam hand nozzles without shutoff is made of aluminium alloy and red polyester coating, and equipped with a stainless steel mesh. This product offers a foam expansion of about 70. This range of foam hand nozzles offers a flow rate going from 60 to 800 lpm as well as several inlet connections: BSP or NST-NH threaded, or standardised couplings.



Inlet	Flow rate (lpm)	Working pressure (bar)	Dimensions (mm)	Weight (kg)	Ref.
1" female NST-NH	60	6	268 x 136 x 139	1.2	45875
2.5" male BSP	800	5	656 x 338 x 367	6.3	09033
Storz B/75	800	5	693 x 338 x 367	6.7	09034
DSP DN65, with lock	800	5	743 x 338 x 367	6.6	01309

Foam hand nozzles without shutoff, with pressure gauge, with stainless steel mesh



Couplings conform to norms
 DSP - NF S 61-701
 Storz - DIN 14307 & 14308
 BSP - ISO R 228
 NST / NH - NFPA 1963

Maximum working pressure: PN16
 Material: aluminium alloy and stainless steel
 Surface treatment : polyester coated
 Expansion rate: approx. x70
 Carrying handle: yes
 Pressure gauge: yes

Our range of medium expansion foam hand nozzles without shutoff is made of aluminium alloy and red polyester coating, and equipped with a stainless steel mesh. These references are equipped with pressure gauges. This product offers a foam expansion of about 70. This range of foam hand nozzles offers a flow rate going from 200 to 400 lpm as well as several inlet connections: BSP or NST-NH threaded, or standardised couplings.



Inlet	Flow rate (lpm)	Working pressure (bar)	Dimensions (mm)	Weight (kg)	Ref.
1.5" male BSP	200	5	441 x 228 x 259	2.2	09028
Storz C/52	200	5	474 x 228 x 259	2.5	09029
DSP DN40	200	5	484 x 228 x 259	2.4	01305
2" male BSP	400	5	436 x 279 x 311	2.6	09030
Storz C/52	400	5	471 x 279 x 311	3	09031
Storz B/75	400	5	474 x 279 x 311	3.1	09032
DSP DN40	400	5	489 x 279 x 311	3	01307

Medium expansion foam hand nozzles



Foam hand nozzles with shutoff, without pressure gauge, with stainless steel mesh



Maximum working pressure: PN16
Material: aluminium alloy and stainless steel
Surface treatment : polyester coated
Shutoff: with ball valve
Operation: by handle
Expansion rate: approx. x70
Carrying handle: yes


Our range of medium expansion foam hand nozzles with shutoff is made of aluminium alloy and red polyester coating, and equipped with a stainless steel mesh. This equipment provides an expansion of about 50 with a range of up to 16 meters for a flow rate of 800 lpm at 5 bar. This range of foam hand nozzles also offers multiple inlet connection possibilities: BST or NST-NH threaded, or standard connection.



Inlet	Flow rate (lpm)	Working pressure (bar)	Dimensions (mm)	Weight (kg)	Ref.
1" female NST-NH	60	5			13236
Storz D/25	100	5			34839
2.5" male BSP	800	5	836 x 338 x 367	8.7	09040
Storz B/75	800	5	874 x 338 x 367	9.1	09041
DSP DN65, with lock	800	5	923 x 338 x 367	9	01756
2.5" female NST-NH	800	5	883 x 338 x 367	9.1	09964

Foam hand nozzles with shutoff, with pressure gauge, with stainless steel mesh

Warning! Medium foam expansion foam hand nozzles, using Polish norms, have a working pressure bordering compatibility limits with DIN or GOST equipment. Flow rate at 5.5 bar deviates to 5 bar with a 10% reduction in flow.



Our range of medium foam expansion hand nozzles with shutoff is made of anodised aluminium alloy, red polyester coated and equipped with a stainless steel mesh. These references are equipped with pressure gauges. This range of foam hand nozzles offers a flow rate going from 200 to 400 lpm as well as several inlet connections: BSP or NST-NH threaded, or standardised couplings.

Maximum working pressure: PN16
Material: aluminium alloy and stainless steel
Surface treatment : polyester coated
Shutoff: with ball valve
Opening: by lever
Expansion rate: approx. x70
Carrying handle: yes
Pressure gauge: yes

Inlet	Low rate (lpm)	Working pressure (bar)	Dimensions (mm)	Norm EN 16712-3	Weight (kg)	Réf.
2" male BSP	200	5	525 x 228 x 259	•	3,18	47008
Storz C/52	200	5	559 x 228 x 259	•	3,11	09036
Storz C/52	200	5,5	586 x 279 x 311	•	5,00	29918 *
DSP DN40	200	5	575 x 228 x 259	•	2,07	01306
1.5" female NST-NH	200	5	557 x 228 x 259	•	3,09	09962
2" male BSP	400	5	518 x 279 x 311	•	3,88	47013
Storz C/52	400	5	550 x 279 x 311	•	3,65	09038
Storz C/52	400	5,5	788 x 279 x 311	•	5,80	29921 *
Storz B/75	400	5	553 x 279 x 311	•	3,67	09039
DSP DN40	400	5	568 x 279 x 311	•	3,62	01308
1.5" female NST-NH	400	5	550 x 279 x 311	•	3,57	09963

*Conform to Polish norm, expansion x100 for 200 lpm and x88 for 400 lpm, yellow operating handle



"BLIZZARD 200" foam hand nozzle



High tech
Expansion x150
 30m³ of foam per minute

Maximum working pressure: PN16
Material: aluminium alloy and resin
Surface treatment : polyester coated
Expansion rate: approx. x150
Carrying handle: yes

The "BLIZZARD 200" medium expansion foam hand nozzle is made of primary anodised high resistance aluminium alloy. The mesh is in stainless steel and the tube in resin. Its robust and high-tech construction is an evolution of our medium expansion foam hand nozzle.

Supplied with a premix of 3%, it produces foam reaching an expansion rate up to 150, or 30m² a minute.



Inlet	Flow rate (lpm)	Working pressure (bar)	Dimensions (mm)	Weight (kg)	Ref.
DSP DN40	200	from 2 to 8	835 x 416 x 416	11	22612

LMP80 portable monitor



Medium expansion foam nozzles with shutoff



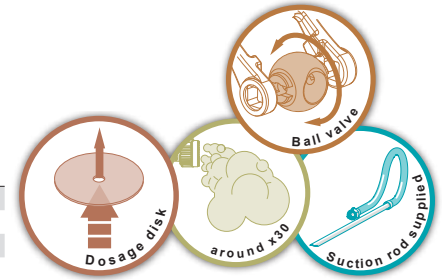
Our range of self-educing medium expansion foam hand nozzles is made of anodised aluminium alloy and red polyester coating. These hand nozzles have a shutoff to open and close them, and are delivered with a suction rod.

They offer an expansion of about 30. This range of foam hand nozzles has a 75 lpm flow rate and multiple inlet connection possibilities: BSP or NST-NH threaded, or standardised couplings.

Maximum working pressure: PN16
Material: aluminium alloy
Surface treatment: polyester coating and hard anodisation
Body type : profile
Shutoff: with ball valve
Expansion rate: approx. x30
Suction percentage: 0.4%, 1%, 3% or 6%
Supplied with suction rod: yes

Handle colour: ● ● ● ● ● ● ● ●

Inlet	Flow rate (lpm)	Working pressure (bar)	Dimensions (mm)	Weight (kg)	Ref.
1" female BSP	75	5	512 x 158 x 236	3.2	18632
Storz D/25	75	5			18633
SG DN20	75	5			18631
1" female NST-NH	75	5	500 x 134 x 236	2.7	08998



Medium expansion foam hand nozzles with shutoff and and emulsifier container



Our range of self-educing medium expansion foam hand nozzles is made of anodised aluminium alloy and red polyester coating. These hand nozzles have a shutoff and come with an emulsifier container.

They offer an expansion of about 30. This range of foam hand nozzles offer multiple inlet connection possibilities: BSP or NST-NH threaded, or standardised couplings.

Maximum working pressure: PN16
Material: aluminium alloy
Surface treatment: polyester coating and hard anodisation
Body type : profile
Shutoff: with ball valve
Expansion rate: approx. x30
Suction percentage: 3%

Handle colour: ● ● ● ● ● ● ● ●

Inlet	Flow rate (lpm)	Working pressure (bar)	Dimensions (mm)	Weight (kg)	Ref.
Storz D/25	75	5	597 x 162 x 387	4	17581
SG DN20	75	5	555 x 162 x 387	3.5	18634
1" female BSP	75	5			18635
1" female NST-NH	75	5			18636



Gel emulsifier medium expansion foam hand nozzles with shutoff, container and dosing valve



In this configuration, the POK foam hand nozzle with container offers even more operational possibilities thanks to its dosing valve, specifically developed for gel emulsifier. Made of anodised aluminium alloy with very high quality finish, this hand nozzle makes it possible to obtain a foaming solution in a simple and effective way.

Maximum working pressure: PN16
Material: aluminium alloy
Surface treatment: polyester coating and hard anodisation
Body type : profile
Shutoff: with ball valve
Expansion rate: approx. x30
Suction percentage: 0%, 1% and 2%
Non-return clapper function: yes

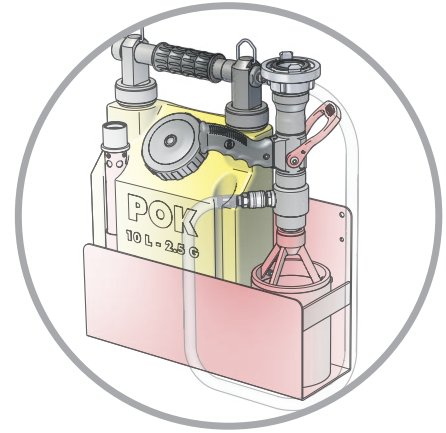
Handle colour: ● ● ● ● ● ● ● ●

Inlet	Flow rate (lpm)	Working pressure (bar)	Dimensions (mm)	Weight (kg)	Ref.
1" female BSP	75	5	495 x 136 x 460	3.4	06621

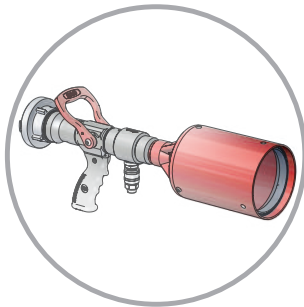


"HANDY-FOAM" "portable unit

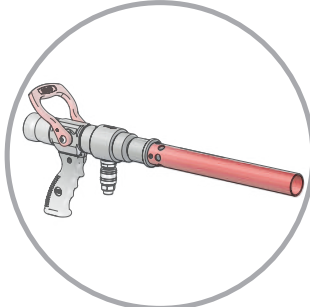
portable unit
Greater autonomy
for the fireman
Easy carrying
Many options



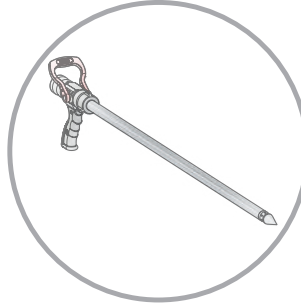
"Handy-foam" with aluminium alloy support bracket, equipped with a low and medium foam expansion hand nozzle



Self-educating 75 lpm medium foam expansion hand nozzle



Self-educating 75 lpm low foam expansion hand nozzle



"Belier" piercing 75 lpm nozzle

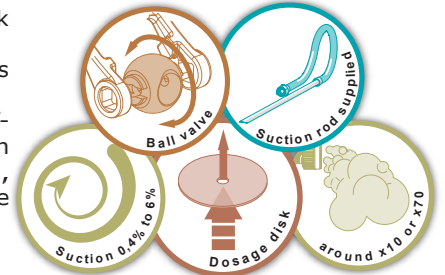
Maximum working pressure: PN16
Material: aluminium alloy and polyethylene
Surface treatment: polyester coating and hard anodisation
Shutoff: with ball valve
Expansion: approx. x10 or x70
Suction percentage: 0.4%, 1%, 3% or 6%

Head sheath colours:

The "HANDY FOAM" portable foam unit is composed of a 10 liter capacity polyethylene tank fit with shoulder straps to facilitate carrying.


It is equipped with low and medium expansion self-educating foam hand nozzles (interchangeable nozzles) with dosing nozzles of 0.4%, 1%, 3%, and 6%.

Various options are possible: self-educating 75 lpm low expansion foam hand nozzle, self-educating 75 lpm medium expansion foam hand nozzle, self-educating 200 lpm low expansion foam hand nozzle, "Belier" piercing 75 lpm hand nozzle, shutoff, low expansion foam head, medium expansion foam head, 75 lpm smooth bore, tank, suction rod, bucket support, spare dosage nozzle.




Description	Capacity (liter)	Flow rate (lpm)	Inlet	Dimensions (mm)	Weight (kg)	Ref.
Portable foam unit with low and medium expansion foam hand nozzles and shoulder straps	10	75	GFR female DN20	473 x 158 x 553	9.9	08997
Portable foam unit with low and medium expansion foam hand nozzles and harness	20	75	GFR female DN20		6.2	25098
Self-educating low expansion foam hand nozzle		75	1" female BSP	952 x 95 x 236	1.9	12671
Self-educating medium expansion foam hand nozzle		75	1" female BSP	500 x 134 x 236	2.7	12672
Self-educating low expansion foam hand nozzle		200	1.5" female NST-NH	648 x 95 x 236	1.8	09961
Belier piercing nozzle		75	1" female NST-NH	1099 x Ø64	1.9	12789
Shutoff valve with self-educating system		75	1" female NST-NH	247 x 95 x 236	1.5	12678
Low expansion foam head		60	1" female NST-NH	363 x Ø50	0.4	12669
Medium expansion foam head		60	1" female NST-NH	266 x Ø134	1.2	45875
Medium expansion foam head		100	1" female NST-NH	266 x Ø134	1.2	37340
Tank with suction rod, filter cap and shoulder straps	10					08999
3 meter suction rod						12791
Aluminium alloy support bracket				493 x 133 x 303	1.1	13269
Spare dosage nozzles (indicate desired flow rate and suction percentage when ordering)				35 x Ø30	0.03	09823

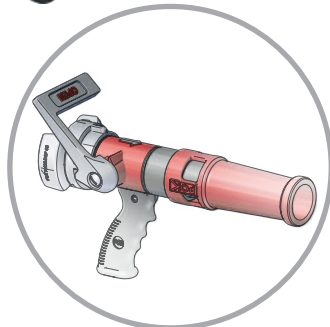
Mobile foam units with tank



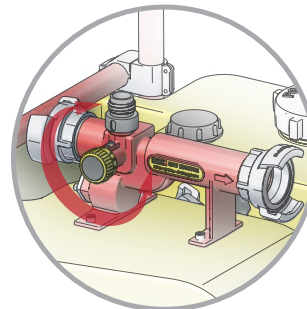
Mobile unit with 100 liter tank, 200 lpm "MIXY EDUCTOR" and low expansion foam 200 lpm hand nozzle



Mobile unit with 150 liter tank. As option: storage for 4 DN45 20 meter hoses



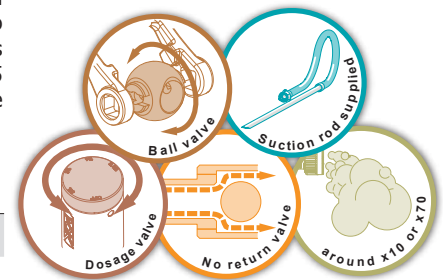
Supplied with low or medium expansion of 200 or 400 lpm



Supplied with 200 et 400 lpm "MIXY EDUCTOR", with control valve and dosing valve

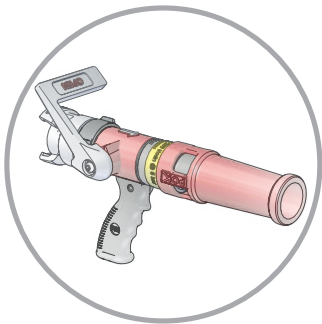
Maximum working pressure: PN16
Material: aluminium alloy and polyethylene
Surface treatment: polyester coating and hard anodisation
Shutoff: with ball valve
Operation: by handle
Expansion: approx. x10 or x70
Suction percentage: 0%, 1%, 2%, 3%, 4%, 5% and 6%
Non-return clapper function: yes
Control valve: yes
Supplied with suction rod: yes

Our range of mobile foam units is available in 100 liter or 150 liter versions. Equipped with a tank in yellow polyethylene, mounted on trailer with two rear 400mm wheels, and two swivelling front wheels with a locking system. The mobile foam unit is delivered with its accessories : Mixy eductor of 200 or 400 lpm with suction rod, a 20m long flat hose of DN45 or 70, and a low or medium foam expansion nozzle of 200 or 400 lpm (depending on the model). It offers various connection possibilities.

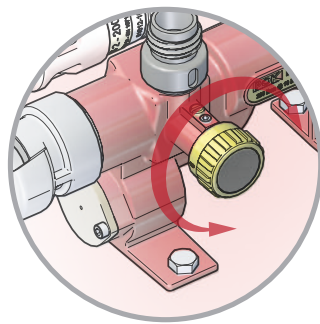


Description	Capacity (liter)	Flow rate (lpm)	Inlet	Dimensions (mm)	Weight (kg)	Ref.
Mobile foam unit with low expansion foam hand nozzle and eductor 200 lpm	100	200	DSP DN40	790 x 745 x 922	49	07949
Mobile foam unit with medium expansion foam hand nozzle and eductor 200 lpm	100	200	DSP DN40	790 x 745 x 922	54	07950
Mobile foam unit with low expansion foam hand nozzle and eductor 200 lpm	100	200	Storz C/52	790 x 745 x 922	54	09024
Mobile foam unit with medium expansion foam hand nozzle and eductor 200 lpm	100	200	Storz C/52	790 x 745 x 922	54	09025
Mobile foam unit with low expansion foam hand nozzle and eductor 400 lpm	150	400	DSP DN65	800 x 760 x 992	62	07951
Mobile foam unit with medium expansion foam hand nozzle and eductor 400 lpm	150	400	DSP DN65	800 x 760 x 992	64	07952
Mobile foam unit with low expansion foam hand nozzle and eductor 400 lpm	150	400	Storz B/75	800 x 760 x 992	64	09026
Mobile foam unit with medium expansion foam hand nozzle and eductor 400 lpm	150	400	Storz B/75	800 x 760 x 992	64	09027
Mobile foam unit with low expansion foam hand nozzle and eductor 400 lpm	150	400	2.5" Instantaneous male	800 x 760 x 992	63	16064
Mobile foam unit with low expansion foam hand nozzle and eductor 200 lpm - without hose	150	200	DSP DN40	800 x 760 x 992	42	16081
Mobile foam unit with low expansion foam hand nozzle and eductor 400 lpm - without hose	150	400	Storz C/52	800 x 760 x 992	49	15860
Mobile foam unit with low expansion foam hand nozzle and eductor 400 lpm - without hose	150	400	2.5" Instantaneous male	800 x 760 x 992	48	16086
Mobile unit with 4 hose storage	150			1113 x 760 x 993	50	33511

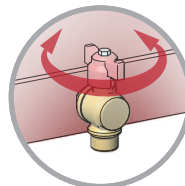
Mobile foam unit "EDF" type



Supplied with low foam expansion hand nozzle of 200 lpm



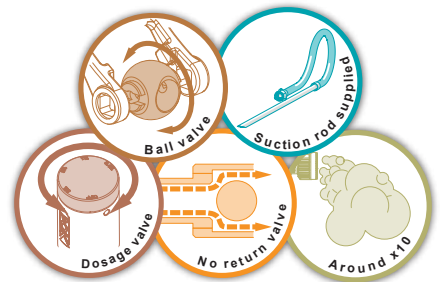
Supplied with "MIXY EDUCTOR" 200 lpm, With control valve and dosing valve



Flush valve

Maximum working pressure: PN16
Material: aluminium alloy
Surface treatment: polyester coating and hard anodisation
Flush: yes
Shutoff: with ball valve
Operation: by handle
Expansion rate: approx. x10
Suction percentage: 0%, 1%, 2%, 3%, 4%, 5% and 6%
Non-return clapper function: yes
Control valve: yes
Supplied with suction rod: yes

This aluminium alloy foam unit is made entirely in our workshops. It can carry 4 x 25 liter cans of emulsifier and thus produce foam at different parts of a location. It is equipped with a storage box, as well as an eductor and a compact foam hand nozzle of 200 lpm.



Description	Capacity (liter)	Flow rate (lpm)	Inlet	Dimensions (mm)	Weight (kg)	Ref.
Mobile foam unit with low expansion foam hand 200 lpm nozzle and eductor	100	200	DSP DN40	1489 x 846 x 988	49	06677

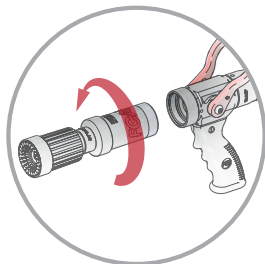
Protective tarp for mobile unit foam EDF type



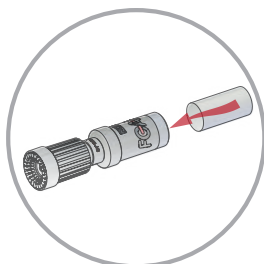
Material: High-toughness polyester, 680 g/m²
Surface treatment: multi-coating PVC, UV, and fungicide, protection, double-faced lacquer

Description	Dimensions (mm)	Ref.
Protective tarp for mobile unit foam EDF type	1215 x 635 x 429	43529

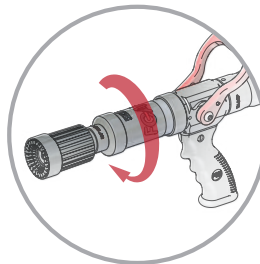
POK FOAM "QST" Quick Stick Technology



Replacing the stick is easy:
1 - unscrew the soap box



2 - insert a quick stick

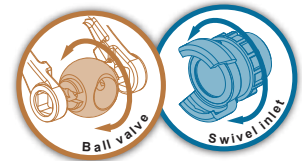


3 - screw the soap box back on

Maximum working pressure: PN16
Material: aluminium alloy
Surface treatment: hard anodisation
Shutoff: with ball valve
Operation: by handle

Head sheath colours:

POK Quick Stick Technology operates by diffusing a wetting agent, type A or AFFF/AR. The AFFF/AR is available in solid sticks eliminating the disadvantages of liquid foams: weight, size, transfer problems. This nozzle offers a flow rate of 100 lpm at the operating pressure of 6 bar. Its inlet is 3/4" female BSP.



Inlet	Flow rate (lpm)	Working pressure (bar)	Dimensions (mm)	Weight (kg)	Ref.
3/4" female BSP	100	6	345 x 95 x 236	1.5	18673

Soap box for POK FOAM "QST" 100 lpm



Inlet	Outlet	Maximum working pressure (bar)	Dimensions (mm)	Weight (kg)	Ref.
3/4" GHT female	3/4" GHT male	16	140 x Ø54	0.32	18806

Transparent soap box for POK FOAM "QST" 100 lpm



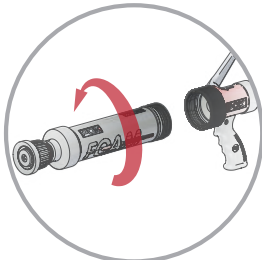
Inlet	Outlet	Maximum working pressure (bar)	Dimensions (mm)	Weight (kg)	Ref.
3/4" GHT female	3/4" GHT male	6	145 x Ø59	0.15	22252

Soap refills for POK FOAM "QST" 100 lpm

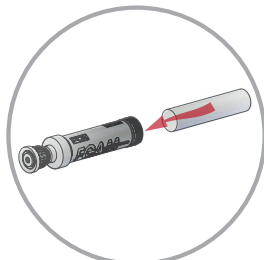


Description	Packaging:	Weight (kg)	Ref.
SOAP FIRE-EX 2000 MINI Ø3 cm X 9 cm (long.)	1 box of 8 soaps	0.08	16265

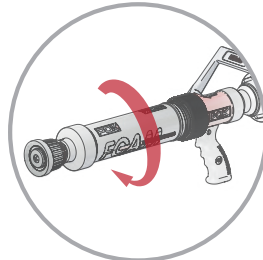
POK FOAM "QST" Quick Stick Technology - Gamma handle



Replacing the stick is easy:
1 - unscrew the soap box




2 - insert a quick stick



3 - screw the soap box back on

Maximum working pressure: PN6 or PN16
Material: aluminium alloy
Surface treatment: hard anodisation and polyester coating
Shutoff: with ball valve
Operation: by handle

POK Quick Stick Technology operates by diffusing a wetting agent, type A or AFFF/AR. The AFFF/AR is available in solid sticks eliminating the disadvantages of liquid foams: weight, size, transfer problems. This hand nozzle with ball valve and Gamma handle offers a flow rate of 250 lpm at an operating pressure of 6 bar. Several inlet connections are possible: BSP or NST-NH threaded, or standardised couplings.



Inlet	Flow rate (lpm)	Working pressure (bar)	Dimensions (mm)	Weight (kg)	Ref.
Storz C/52	250	6	572 x 110 x 242	2.85	13677
Storz C/52	100	6	572 x 110 x 242	2.37	42681

*Transparent soap box, operating pressure PN6

JUPITER - Motorised monitor robot



Soap box for POK FOAM "QST" 250 lpm



Inlet	Outlet	Maximum working pressure (bar)	Dimensions (mm)	Weight (kg)	Ref.
1.5" female NST-NH	1" male NST-NH	16	355 x Ø85	1.2	18801
1.5" female NST-NH	1" male NPSH	16	355 x Ø85	1.2	18802
1.5" female NST-NH	1.5" male NST-NH	16	376 x Ø85	1.23	18803

Transparent soap box for POK FOAM "QST" 250 lpm



Inlet	Outlet	Maximum working pressure (bar)	Dimensions (mm)	Weight (kg)	Ref.
1.5" female NST-NH	1.5" male NST-NH	6	328 x Ø87	0.5	22267

Soap refills for POK FOAM "QST" 250 lpm



Description	Packaging:	Weight (kg)	Ref.
SOAP FIRE-EX 2000 MINI Ø3 cm X 26 cm (long.)	1 box of 8 soaps		16262

Pre-mixer "QST" Quick Stick Technology with bypass

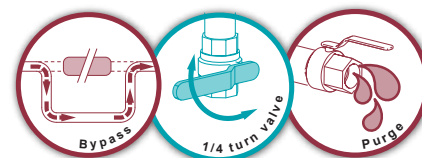


Maximum working pressure: PN16
Material: aluminium alloy
Surface treatment: hard anodisation and polyester coating
Shutoff: with ball valve
Opening: by lever
Flush: yes

This Quick Stick Technology "QST" pre-mixer operates by diffusing a wetting agent of class A and AFFF/AR.

The AFFF/AR is available in solid sticks eliminating the disadvantages of liquid foams: weight, size, transfer problems.

This pre-mixer is equipped with a bypass function (which facilitates the change of the stick giving you the choice to use the device with or without the pre-mixer) and with a flush valve. Several inlet connections are possible: BSP or NST threaded, or standardised couplings.



Inlet	Outlet	Flow rate (lpm)	Working pressure (bar)	Dimensions (mm)	Weight (kg)	Ref.
1.5" female BSP	1.5" female BSP	250	6	829 x 288 x 303	12	21758

Powder-foam hand nozzles "COMBIPOWDER"

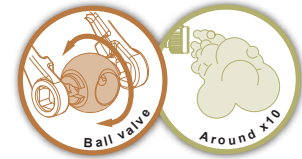


Maximum working pressure: PN16
Material: aluminium alloy
Surface treatment: polyester coating and hard anodisation
Body type: molded
Shutoff: with ball valve
Opening: by lever
Pistol grip type: yes
Expansion rate: approx. x10
Range: 27 meters (measure made by the French Navy)

Our range of "COMBIPOWDER" powder-foam hand nozzle is made entirely of aluminium alloy. This hand nozzle combines two functions: a powder hand nozzle with flow rate of 5 Kg/s and a 400 LPM foam hand nozzle.

The combination of the two devices operating simultaneously, which has the advantage of improving the range of the powder hand nozzle and generates unsurpassed efficiency in extinguishing oil fires.

It offers various inlet connection possibilities: BSP or NST-NH threaded or standardised couplings.



Inlets	Flow rate water (lpm)	Powder flow rate (kg/s)	Working pressure (bar)	Dimensions (mm)	Weight (kg)	Ref.
2x 1.5" BSP female	400	5	6	447 x 126 x 315	4.5	43042
2x 2" male BSP	400	5	6	341 x 126 x 315	3.4	14966
2x 1" female NST-NH	400	5	6	401 x 126 x 315	4.2	16028
2x 1.5" female NST-NH	400	5	6	373 x 126 x 315	3.8	16029
2x 1" female NPSH	400	5	6	401 x 126 x 315	4.2	16030
2x 1.5" female NPSH	400	5	6	405 x 126 x 315	4.1	16031
2x Storz DN38	400	5	6	365 x 126 x 315	3.7	16032
2xswivelling bronze SG DN40	400	5	6	447 x 126 x 315	5.1	16033

Water-foam branchpipe with duckbill nozzle



Powder hand nozzles



This range of powder hand nozzles is made of aluminium alloy with hard anodising. It offers powder flow rates from 1 kg/s to 5 kg/s and offers various inlet connection possibilities: BSP or NST-NH threaded, or standardised connections.

Inlet	Flow rate (kg/s)	Outlet Ø (mm)	Dimensions (mm)	Weight (kg)	Ref.
DSP DN40, with lock	1	12	223 x 127 x 272	1.6	16295.12
DSP DN40, with lock	2	16	223 x 127 x 272	1.6	42333
DSP DN40, with lock	3	19	223 x 127 x 272	1.6	16295
DSP DN40	5	25	291 x 127 x 272	1.6	28693
Storz C/52	5	25	340 x 127 x 272	1.9	13930

Maximum working pressure: PN16
Material: aluminium alloy
Surface treatment: hard anodisation
Body type : profile
Shutoff: with ball valve
Opening: by lever
Pistol grip type: yes

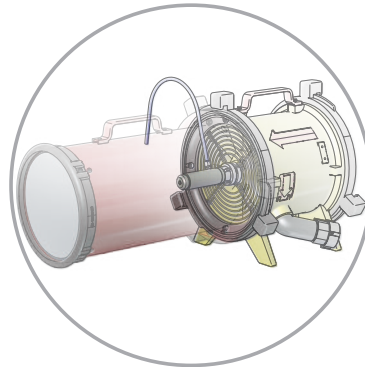


PROSTOIA diffuser



High expansion foam generators MISTRAL - DN300

Adjustable equipment
3 functions
 High expansion foam generator
 Misting and ventilation
 Discharge of fumes and smoke



Example of use with self-educating device and foam outlet with mesh

Maximum working pressure: PN16
Material: aluminium alloy
Surface treatment : polyester coated
Carrying handle: yes

Options: self-educating diffusion system, foam outlet with mesh

Our foam generator "MISTRAL 300" is made mainly of aluminium alloy. The stainless steel turbine allows uninterrupted operation for more than 12 hours (this is not the case with competing models equipped with plastic turbines).

The water supply is protected by a filter in stainless steel of high resistance which protects the turbine against anything that could damage it.

With self-educating function and foam tube (optionally supplied) the "MISTRAL 300" is a foam generator of high expansion (about 200) with an over 10 meter range at an operating pressure of 7 bar.

Inlet ventilation coupling: ZAG DN300 (norm NF S 61-707) in aluminium alloy.



Inlet	Outlet	Working pressure (bar)	Foam expansion	Dimensions (mm)	Weight (kg)	Ref.
1.5" female NST-NH	1.5" male NST-NH	7	200	338 x 407 x 409	18	11521

Self-educating device



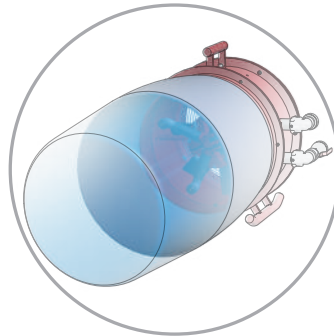
Inlet	Dimensions (mm)	Weight (kg)	Ref.
Storz D/25	164 x 55 x 68	0.49	13024

Foam outlet with mesh

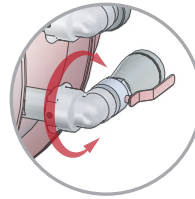


Inlet	Dimensions (mm)	Weight (kg)	Ref.
ZAG DN300	518 x 368 x 367	5.7	12742

High expansion foam generator DN500



Generator with mesh to optimize expansion



Swivelling inlet and outlet with elbow. 1/4 valve at the inlet

Maximum working pressure: PN16
Material: aluminium alloy and stainless steel
Surface treatment: polyester coating and hard anodisation
Expansion: from x500 to x1200

Our high expansion portable foam generator DN500 is made entirely of aluminium alloy. It is used either as high expansion foam generator or without its education system as simple fan.

It offers a water flow rate of 225 lpm at 6-7 bar.

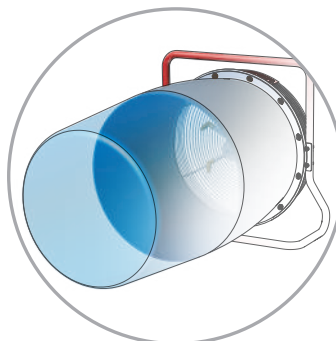
Suction of emulsifier through flexible hose and suction rod. Supply and recovery via BSP or NST-NH threads, or via standard couplings.

This generator offers high performance and is easily transportable.



Inlet	Outlet	Foam expansion	Working pressure (bar)	Dimensions (mm)	Weight (kg)	Ref.
2" male BSP	2" male BSP	500	6-7	436 x 705 x 667	36	01487

"SNOW COAT" DN500 high expansion foam generator



Generator with mesh to optimize expansion

Maximum working pressure: PN16
Material: aluminium alloy, stainless steel and brass
Surface treatment: polyester coated
Expansion rate: approx. x350

Our high foam expansion generator "SNOW COAT" DN500 has six duckbill nozzles which, when rotating, act as fan blades, blowing the premix through the mesh.

It offers a flow rate of 220 lpm at 6-7 bar.

It allows an expansion rate of about 350 with a premix of 3%.

Our high expansion foam generator can be equipped at the inlet with either BSP threads or NST-NH, or standardised couplings.




Inlet	Flow rate (lpm)	Working pressure (bar)	Foam expansion	Dimensions (mm)	Weight (kg)	Ref.
DSP DN40	220	6-7	350	617 x 227 x 667	17.70	18020

High expansion foam generator DN800




This DN800 high expansion foam generator can be carried by two people. It is equipped with a fan driven by a turbine with incorporated injector and water collector on the turbine. It offers adjustable expansion from 500 to 1000. This unit is fully explosion proof. It offers a water flow rate of 225 lpm. Supply and recovery via BSP or NST-NH threads, or via standard couplings. Suction of emulsifier by flexible hose and suction rod.

Maximum working pressure: PN16
Expansion: from x500 to x1000
Carrying handle: yes




Inlet	Outlet	Foam expansion	Flow rate (lpm)	Working pressure (bar)	Dimensions (mm)	Weight (kg)	Ref.
DSP DN40	DSP DN40	500 to 1000	225	7	927 x 495 x 902	55	07591

Portable stainless steel foam generator



Our portable foam generator is made of stainless steel with elements in brass. With reduced size, it is specifically designed to be transported in the passageways of a ship. It is equipped with a central nozzle and 6 eccentric nozzles functioning as fan blades and blowing the premix through the mesh. It offers a flow rate of 200 lpm at 4 bar and an expansion rate of 250. Inlet coupling DSP DN40 with lock.

Maximum working pressure: PN16
Material: stainless steel and brass
Expansion rate: approx. x250
Carrying handle: yes



Inlet	Flow rate (lpm)	Working pressure (bar)	Foam expansion	Dimensions (mm)	Weight (kg)	Ref.
DSP DN40	200	4	250	860 x 553 x 603	36	35226

“GYROFOAM” foam generators



Our high expansion foam generator “GYROFOAM” for fixed installations is made of stainless steel with elements in brass. This unit is equipped with six duckbill nozzles that function as fan blades, blowing the premix through the stainless steel mesh. It offers a premix flow rate of 200 lpm at 7 bar and a foam flow rate of 80 m³/min (expansion of 400). 1.5” BSP female threaded inlet.

Maximum working pressure: PN16
Material: stainless steel and brass
Surface treatment: raw
Expansion rate: approx. x400

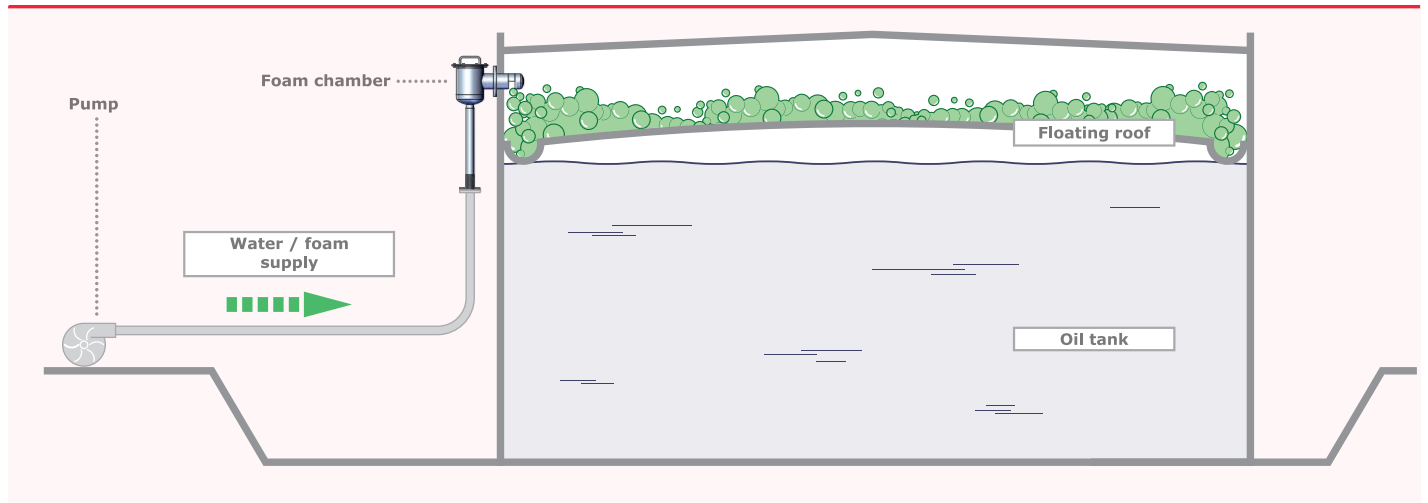


Inlet	Foam expansion	Flow rate (lpm)	Working pressure (bar)	Dimensions (cm)	Weight (kg)	Ref.
1.5" female BSP	400	200	6	60 x 80 x 80	39	14918

POKET with oscillator



The POK foam spillway systems for tank gaskets are used to protect storage tanks, with floating roof and vertical opening, containing flammable or combustible liquids. They consist of two integrated components: a generator for foam production, a spillway to guide the foam to the bottom of the tank wall, at the gaskets surface. Each foam generator operates by transferring a pressurized foam solution through a calibrated stainless steel opening. Air is drawn through gills in the generator and vigorously mixed; the foam thus produced passes through the spillway and is projected outward. The foam then falls on the tray and spreads over the tanks gasket. POK foam generators for tank gaskets are available in four sizes with nominal flow rates from 300 to 2400 lpm, in increments of 100 lpm. The foam generation of these devices depends on the quality of the foam concentrate as well as the operating conditions. With a good quality foam concentrate and a pressure of 7 bar at the inlet of the generator, the expansion rate is about 8. Tank gasket spillways systems are suitable for use with all low expansion foam agents and for all types of fire hazard applications including oil and refrigerated solvent. The shape of the spillway avoids foam projections that would be counter productive in case of solvent fires.



To ensure maximum protection of the tank gasket, the foam will form a circular ring around the floating roof. Thus, it is recommended to design a circular barrier of an anti-corrosion material. The foam is thus guided into this passageway with a sufficient depth. For optimum security, we recommend a pathway with a minimum volume of 0.3m x 0.3m and a maximum volume of 0.6m x 0.6m. This will provide perfect foam draining around the floating roof. The drainage grooves will allow rainwater to flow away, favouring foam production. In case of fire, a rapid response is required. To accomplish this, a detection system will instantly trigger the foam spillway system, thus avoiding sizeable damage.

Foam chambers



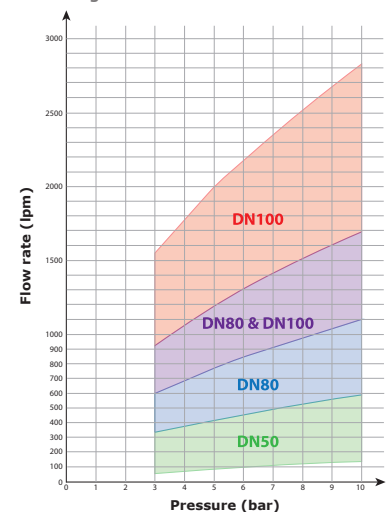
Our range of foam chambers entirely made of stainless steel covers a large range of flow rates.

All of this products components are the result of metalworking following strict procedures and knowledge.

Different versions are available: DN50, DN80, DN100 and DN150.

Flange inlet depending on the requested flow rate.

Different uses depending on the nominal diameter. The foam chambers are factory calibrated to achieve the target flow rate.




Maximum working pressure: PN16
Material: stainless steel 316L

Inlet	Flow rate (lpm)	Working pressure (bar)	Dimensions (cm)	Weight (kg)	Ref.
Flange 2" ASA150	210	5	536 x 268 x 1007	17	20473
Flange DN80 PN16	800	8	390 x 320 x 1152	25	42161
Flange 3" ASA150	1200	5	601 x 320 x 1097	26	19182
Flange 4" ASA150	2000	5	796 x 430 x 1387	44	19644



Foam spillways



Maximum working pressure: PN16
Material: stainless steel 316L

Our range of horizontal foam spillways chambers is made entirely of stainless steel. Available in DN50 or DN80 depending on the requested flow rate.



Inlet	Flow rate (lpm)	Pression (bar)	Inlet flange		Dimensions (mm)	Weight (kg)	Ref.
			Left side	Right side			
Flange 2" ASA150	600	5		•	1128 x 170 x 248	12	20439
Flange DN80 PN16	600	5		•	1243 x 200 x 242	15	43827
Flange DN80 PN16	1200	5		•	2332 x 283 x 407	44	43670
Flange 3" ASA150	1200	5		•	2335 x 283 x 407	41	21886
Flange 3" ASA150	1200	5	•		2335 x 377 x 541	55	41782
Flange 3" ASA150	1200	6		•	2335 x 283 x 407	44	41989

*Model with deflector

Foam spillways



Maximum working pressure: PN16
Material: stainless steel 316L

Our range of foam spillways is entirely manufactured in stainless steel. Flow rate and inlet flange can be changed depending on use.



Inlet	Flow rate (lpm)	Working pressure (bar)	Dimensions (mm)	Weight (kg)	Ref.
Flange 4" ASA150	2000	7	447 x 618 x 1168	16	27218
Flange 4" ASA150	3000	7	497 x 923 x 1170	19	27235

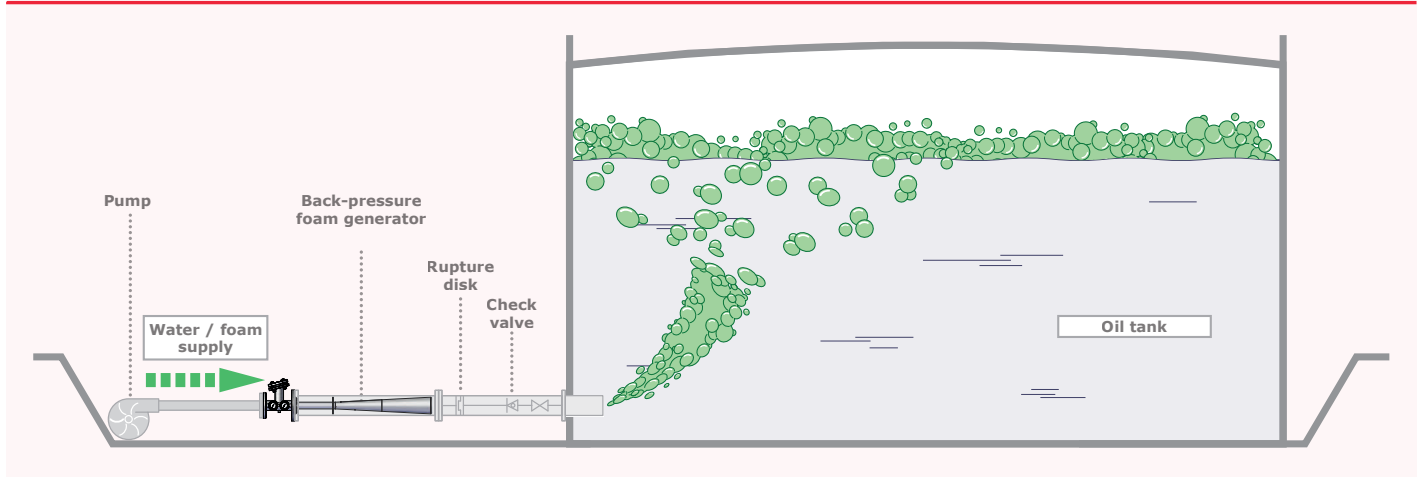
FOR THE PROTECTION OF OIL TANKS

Supplied with pre-mix, the generator produces a pressurized foam, with a density of about 0.2 kg/L. This foam introduced at the base of a tank passes through the oil and expands at its surface, depriving it of oxygen.

Advantages: Very quick fire extinction. The system installed at the base of the tank is protected against gas explosions.

Supply pressure From 7 to 16 bar. Flow rate: up to 2200 lpm with premix at 7 bar.

Contraindications: oil viscosity greater than 440 centistokes. In this case, it is necessary to use foam chambers.



Counter-thrust foam generator



Our range of counter-thrust foam generators is made for oil tanks protection. Supplied with premix, the generator produces pressurized foam (density of 0.2 kg/L). This foam introduced at the base of a tank passes through the oil and expands at its surface, depriving it of oxygen.

Very quick fire extinction. The system, installed at the base of the tank, is protected against gas explosions.

All stainless steel or aluminium alloy construction (depending on the model).

Different versions are available: 900, 1400, and 1900 lpm.


Maximum working pressure: PN16
Material: stainless steel or aluminium alloy



Inlet	Outlet	Flow rate (lpm)	Working pressure (bar)	Dimensions (mm)	Weight (kg)	Ref.
3" female BSP	3" male BSP	900	7	1129 x 164 x 292	8.3	13904 *
Flange 4" ASA150	Flange 6" ASA150	1400	7	1502 x 386 x 279	68	13917
Flange 4" ASA150	Flange 6" ASA150	1900	7	1502 x 386 x 279	72	14161

*Model in aluminium alloy

Foam generator head



*Equips the frigates
of the
French Navy
Italian Navy
Singapore Navy*

Maximum working pressure: PN16
Material: stainless steel and bronze
Surface treatment: raw
Expansion: approx. x20 to x30

These foam generator heads for fixed installations are made of stainless steel and bronze to resist to a corrosive environment.

The mesh in stainless steel allows an expansion of 20 to 30.



Inlet	Flow rate water (lpm)	Working pressure	Dimensions (mm)	Weight (kg)	Ref.
1/2" female BSP	20	6	90 x Ø61	0.68	14018
3/4" female BSP	75	6	115 x Ø76	0.67	12371

Stainless steel fire hose reels

